

MEMO

TO: Town of Delavan Lake Committee
FROM: Delavan Lake Sanitary District
RE: DLSD Lake Management Activities for February
DATE: March 1, 2024

LAKE MONITORING RECORDS

February Precipitation – .44 inches
Number of Run-off events – 0
Precipitation Year-to-date – 2.80 inches
Ice On Date – January 15, 2024
Ice Off Date – February 27, 2024

December Secchi Disc Readings: Maximum – 30.0 feet
Average – 30.0 feet

LAKE LEVEL

DNR Summer Lake Elevation Expectations – 927.86 feet
Average Lake Elevation – 927.78 feet

LAKE MANAGEMENT PROGRAM

Preliminary work is being done on the upcoming spray permit.

Spray notice has been posted with the newspaper.

Modifications to the transport barge to increase stability for safety are in progress at Aquarius.

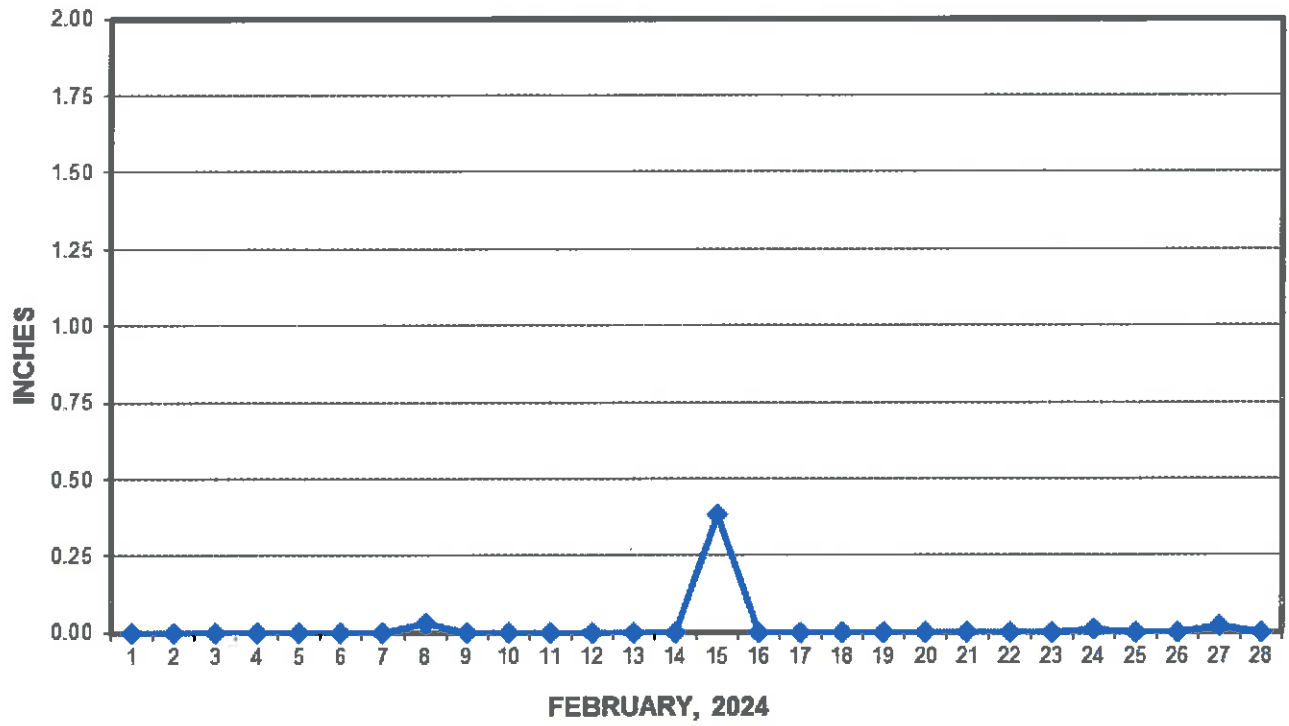
Plans have started for our intercept survey with Onterra to be conducted in July of this year for the 2025 harvesting permit.

Aquarius is preparing a new duck weed mesh for the inlet.

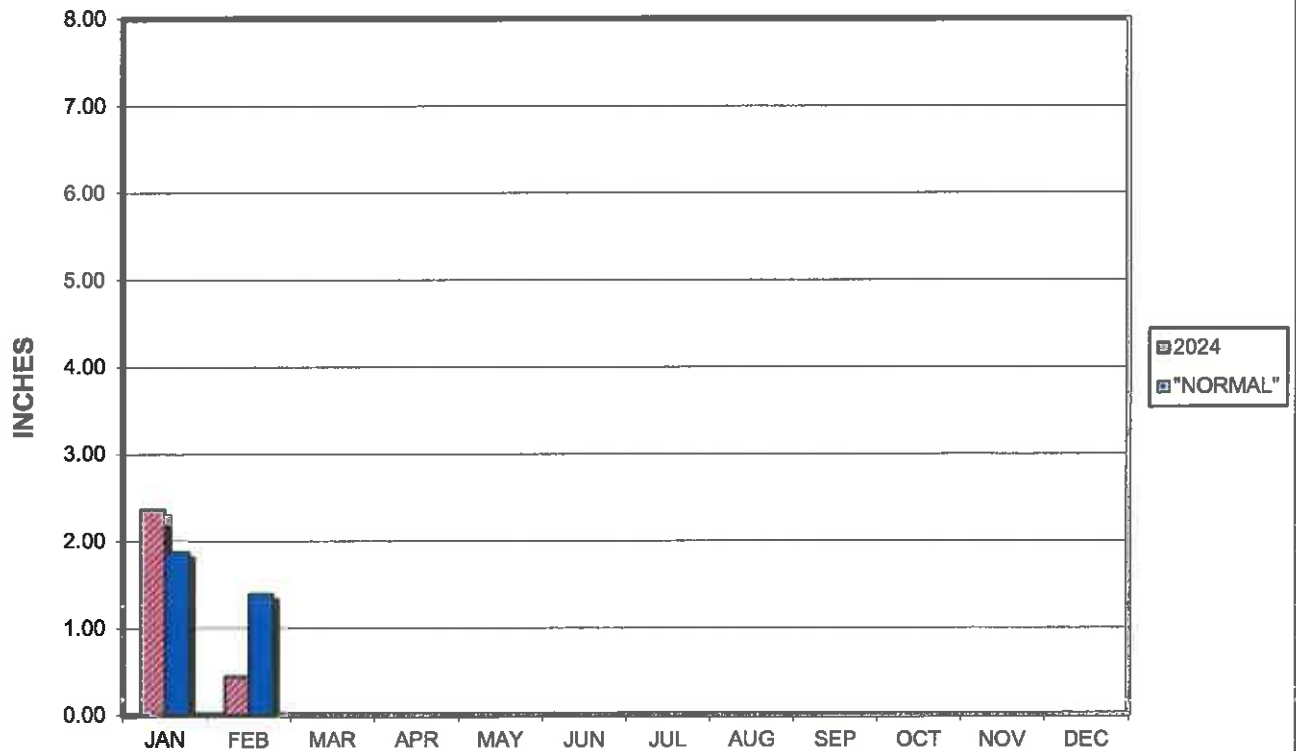
Harvester maintenance continues.

Encl.: (3)

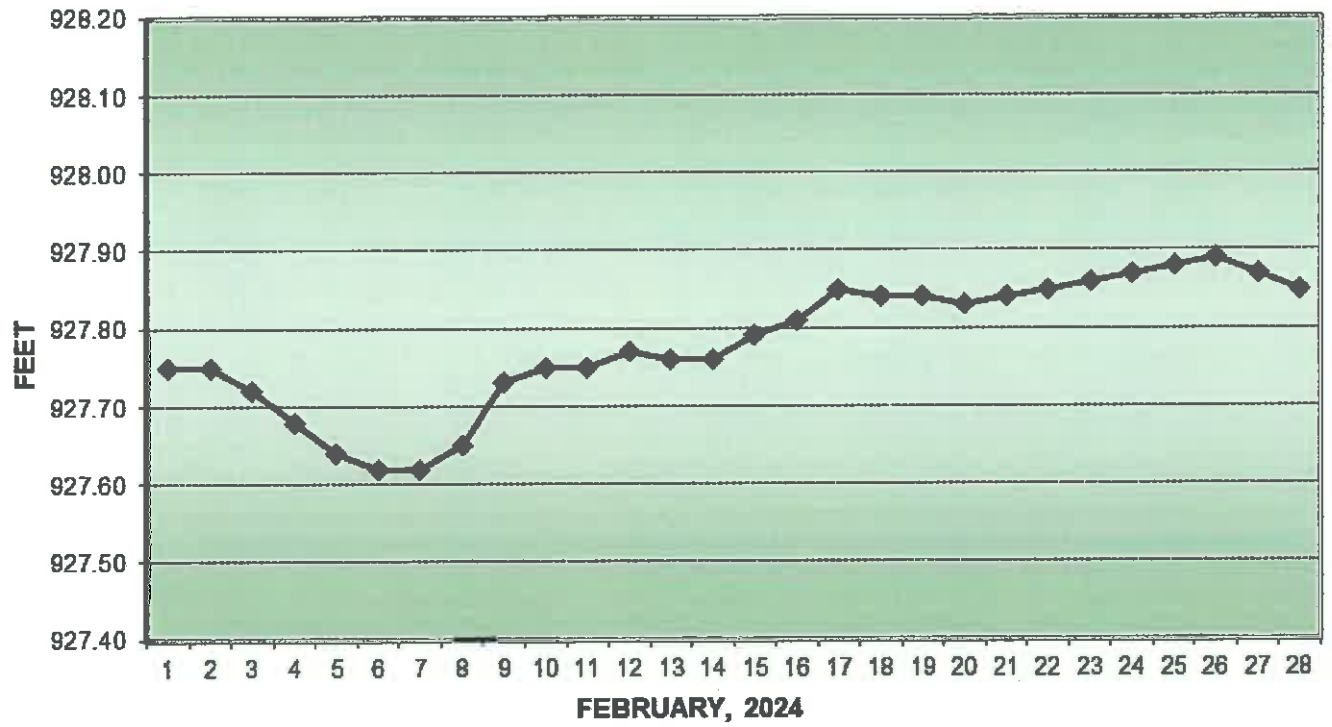
PRECIPITATION - DELAVAN LAKE, WI



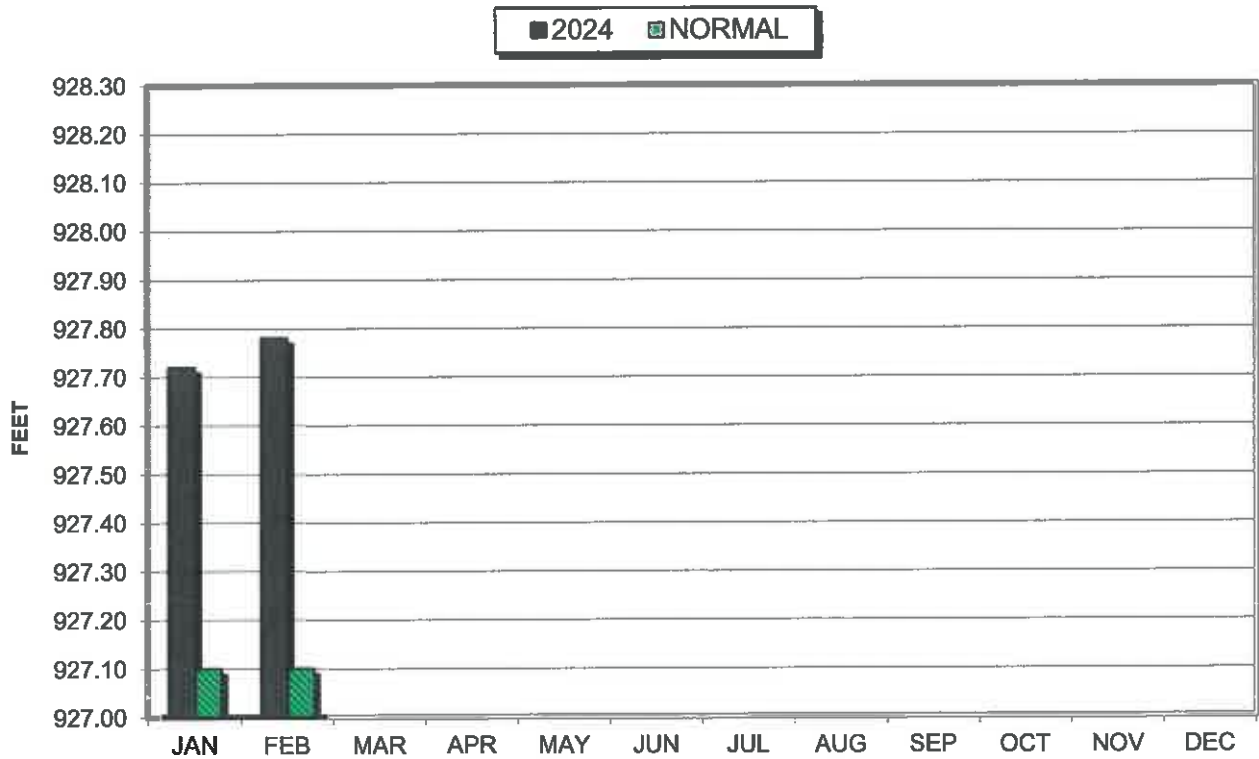
PRECIPITATION - DELAVAN LAKE, WI



LAKE ELEVATION - DELAVAN LAKE, WI



AVERAGE LAKE ELEVATION - DELAVAN LAKE, WI



**DATA SUMMARY
DELAVAN LAKE, WISCONSIN**

Month	Ice On Date	Ice Off Date	Air Temperature			Precipitation		Lake Water Temp.	Average Lake Elevation	Secchi Disc		Cubic Yards Harvested	
			Max.	Min.	Mean	Month (In Inches)	Yr to Date (In Inches)			Average (In Feet)	Maximum (In Feet)	Month	YTD
2022													
JAN	1/10/22		40	-18	11	0.63	0.63	-	927.72	-	-	-	-
FEB			49	-3	23	0.77	1.40	-	927.70	-	-	-	-
MAR		3/23/22	73	6	34	2.91	4.31	-	927.80	-	-	-	-
APR			81	24	52	5.05	9.36	42	927.88	20.0	20.0	-	-
MAY			91	33	62	2.42	11.78	62	927.90	12.7	20.0	387	387
JUN			98	47	72	2.21	13.99	74	927.87	9.7	13.0	2184	2571
JUL			90	52	71	2.98	16.97	79	927.68	8.7	10.0	1431	4002
AUG			92	52	72	4.28	21.25	79	927.60	6.6	9.0	1585	5587
SEP			85	35	60	7.51	28.76	59	927.85	6.7	7.0	305	5892
OCT			78	29	54	1.67	30.43	-	927.79	-	-	39	5931
NOV			75	9	42	1.23	31.66	51	927.77	12.3	15.0	-	-
DEC	12/19/22		56	-13	22	1.67	33.33	-	927.72	-	-	-	-
2023													
JAN			49	-14	18	1.67	1.67	-	927.71	-	-	-	-
FEB			51	-7	22	4.14	5.81	-	927.78	-	-	-	-
MAR		3/10/23	69	9	39	2.89	8.70	-	927.81	-	-	-	-
APR			82	26	54	3.87	12.57	49	927.83	8.0	9.0	855	855
MAY			91	35	63	1.45	14.02	62	927.85	21.8	38.0	1553	2408
JUN			92	43	67	1.22	15.24	70	927.73	9.6	17.0	1558	3966
JUL			92	53	72	3.67	18.91	75	927.68	6.0	8.0	1620	5586
AUG			97	44	71	1.88	20.79	76	927.83	7.3	10.0	854	6440
SEP			93	42	68	3.78	24.57	68	927.75	8.7	12.0	146	6586
OCT			86	24	55	3.01	27.58	-	927.89	-	-	-	-
NOV			68	10	39	1.01	28.59	-	927.84	-	-	-	-
DEC			56	13	34	2.13	30.72	-	927.75	-	30.0	-	-
2024													
JAN	1/15/24		38	-16	11	2.36	2.36	-	927.72	-	-	-	-
FEB		2/27/24	74	10	42	0.44	2.80	-	927.78	-	-	-	-