

**DELAVAN LAKE SANITARY DISTRICT  
ADMINISTRATOR'S REPORT  
MAY ACTIVITY 2023**

**ADMINISTRATION**

Lift Station #9 generator was replaced.

HWY O project has been completed.

All harvesters are launched and clearing channels only. Open cut starts June 15<sup>th</sup>.

Lift Station #4 piping work was delayed to July.

Lift Station #2A design work has begun.

Borg road easement with WalCoMet is in progress and being reviewed by legal.

WalCoMet will be lining a sewer on Borg Road.

Three generators are ordered with wait times between 40 and 80 weeks.

**SEWER SYSTEM OPERATIONS**

**Building Sewer Connections**

**New Connections for the Month - 1**

**Reconnections for the Month - 2**

**Disconnections for the Month - 2**

**Total Number of Structures Connected to Date - 3,124**

**Total ERU Count for the Month - 4,044**

**Operation and Maintenance**

**Average May Daily Wastewater Flow to WalCoMet - 496,601 gallons**

**Peak May Flow - 662,030 gallons**

**Diggers Requests Marked for the Month - 120**

**Emergency Call Outs - 4**

**Lateral Leaks**

**Sump Pump Discharges - 4**

**Current Lateral Leaks - 51**

**Completed Lateral Leak Orders - 5**

The following charts are attached: *Wastewater Flow comparison with Precipitation May, 2023*  
*Average Daily Wastewater Flow comparison with Peak Flow*  
*Precipitation comparison with “normal”*  
*Wastewater Flow comparison with “normal”*  
*Environmental Data Summary*  
*Daily Lake Elevation for May, 2023*  
*Lake Elevation comparison with “normal”*

### **Lake Monitoring/Lake Level**

**Precipitation Total for the Month - 1.45 inches**  
**Below Normal – 1.85 inches**  
**Ice On Date – December 19, 2022**  
**Ice Off Date – March 10, 2023**  
**Secchi Disc Reading Main Lake – 24.0 feet 5/22/2023**

*See attached Lake Elevation Graph and Chart.*

### **Lake Information**

**DNR Lake Level Goal – 927.86 feet**  
**Average Lake Elevation – 927.85 feet**

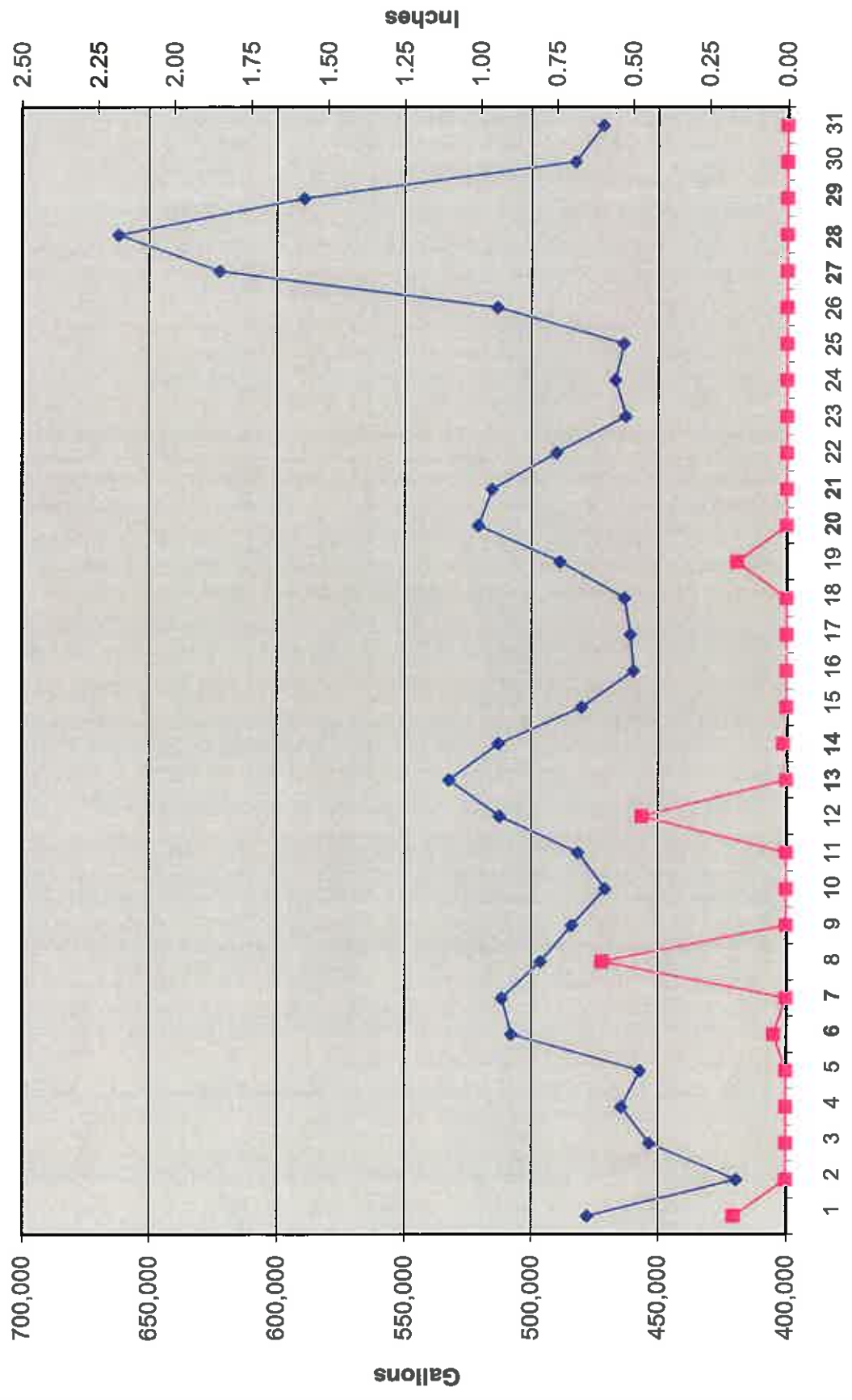
### **Lake Committee**

The next meeting of the Lake Committee is scheduled for 7:00 P.M. on Wednesday, July 5, 2023 at the Town Hall.

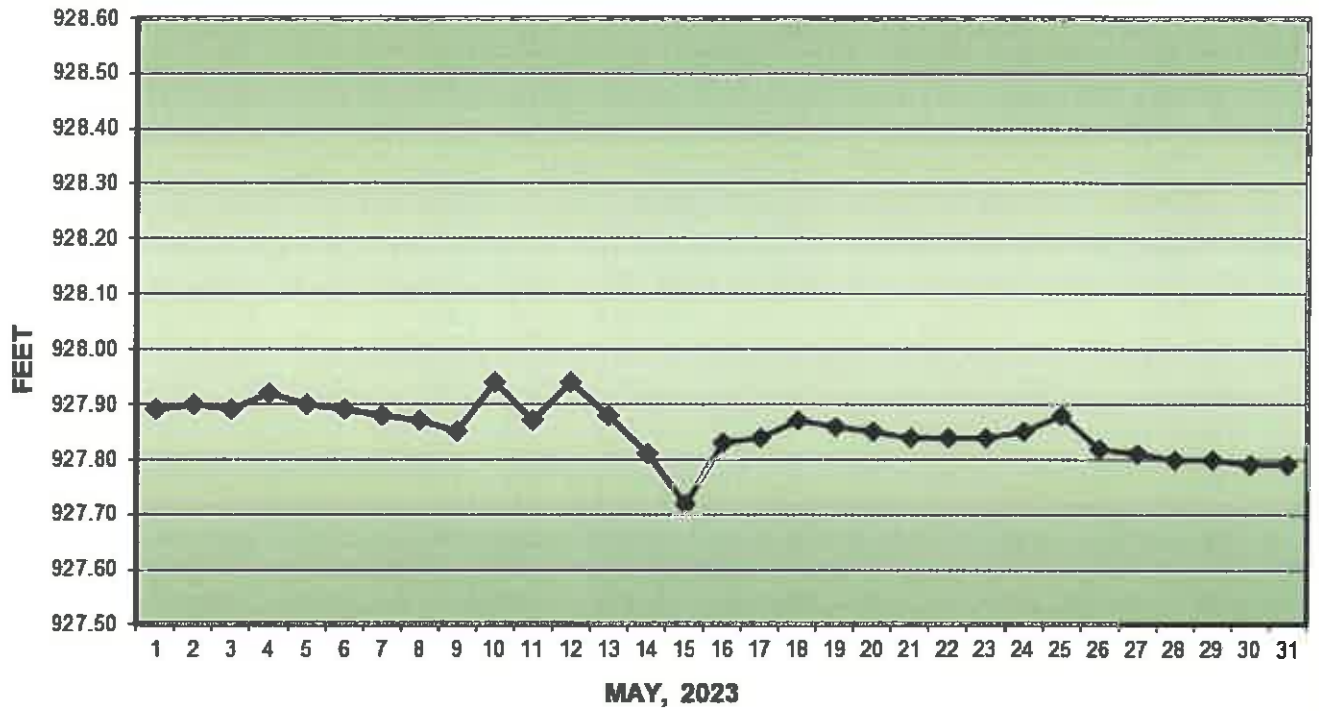
### **Attachments**



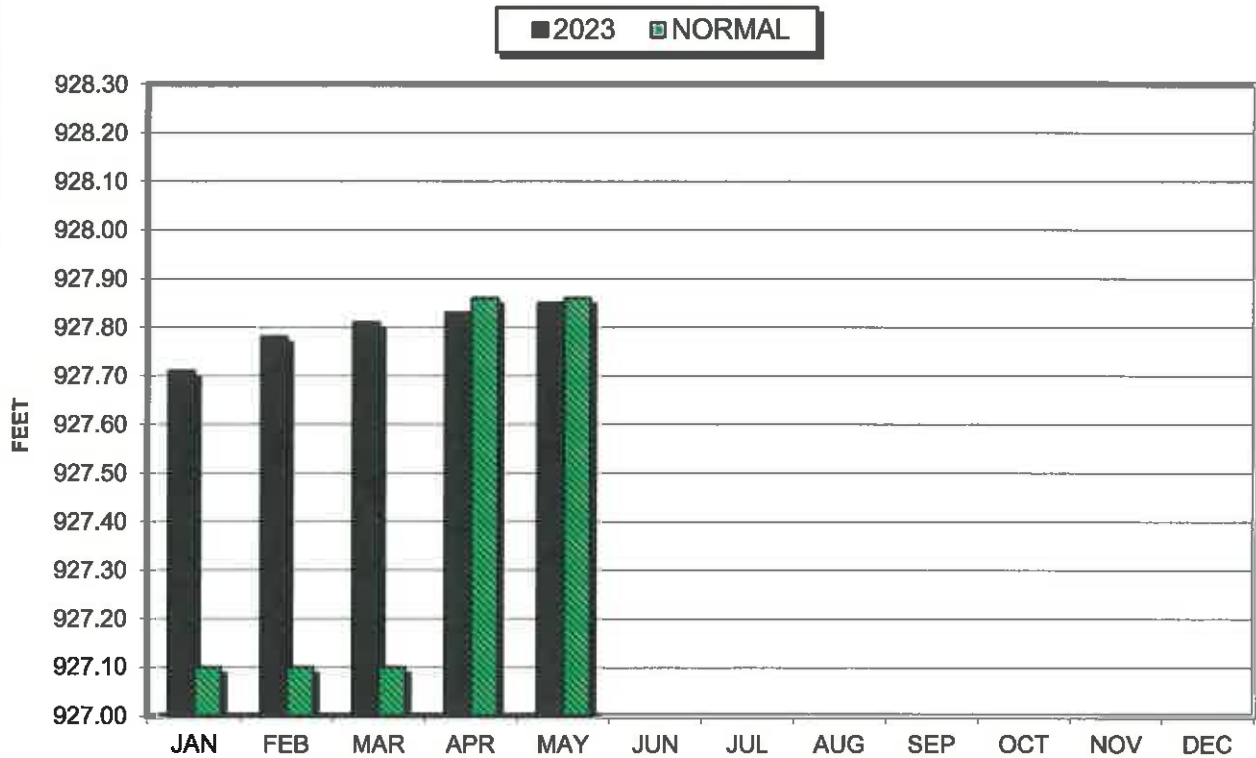
### Wastewater Flow/Precipitation - May, 2023



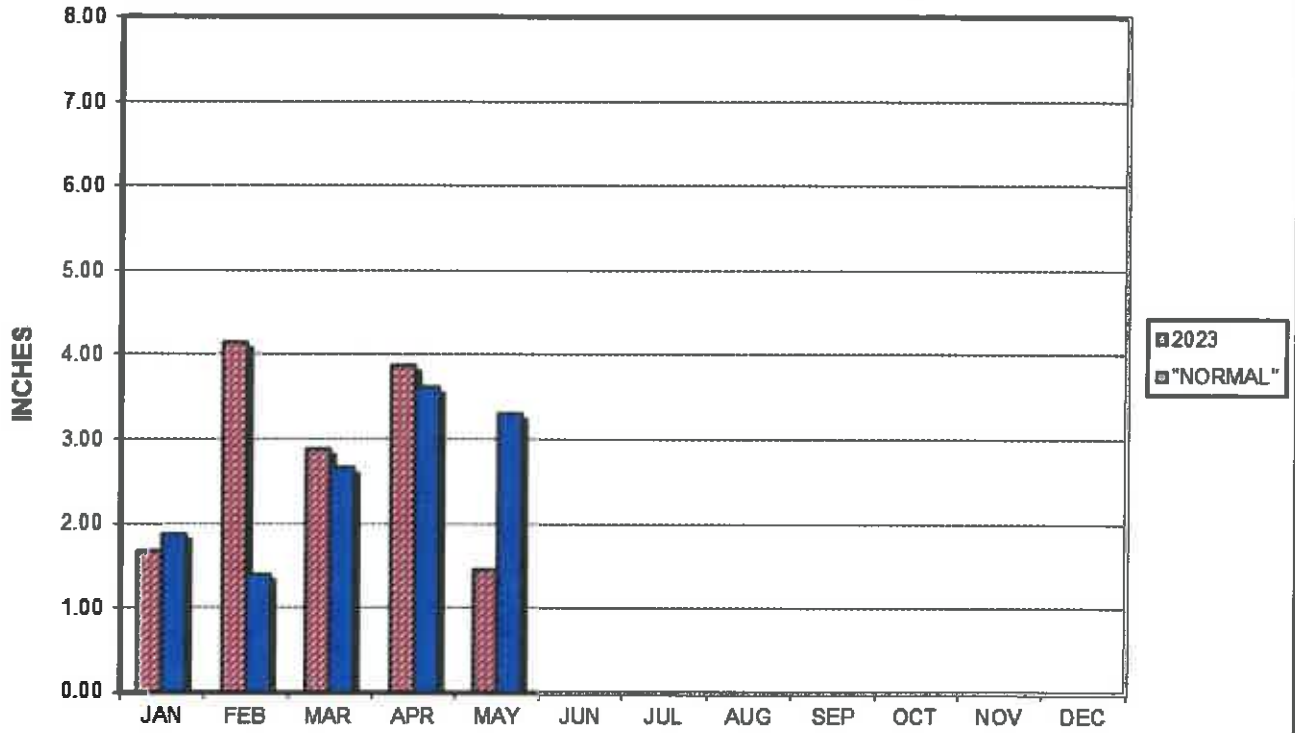
### LAKE ELEVATION - DELAVAN LAKE, WI



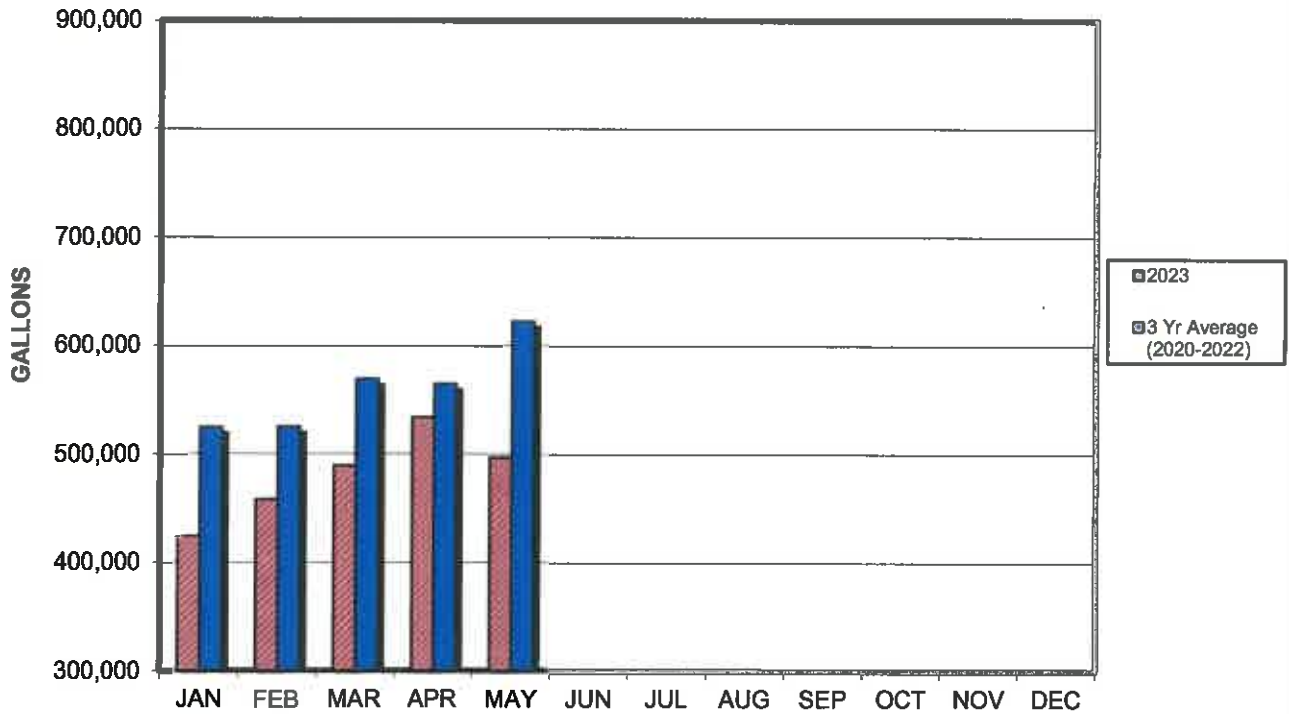
### AVERAGE LAKE ELEVATION - DELAVAN LAKE, WI



### PRECIPITATION - DELAVAN LAKE, WI



### AVERAGE WASTEWATER FLOWS



Average Daily Flow/Peak Flow by Area - May, 2023

