

**DELAVAN LAKE SANITARY DISTRICT
ADMINISTRATOR'S REPORT
APRIL ACTIVITY 2020**

ADMINISTRATION

Force main project landscaping in progress.

Lift Station #6 near completion as interior painting is in progress.

Staff reviewed and added additional precautions when dealing with sewage to satisfy Coronavirus concerns.

Annual Audit is completed.

City of Delavan approved the development site plan for Lake Lawn Lodges proposed housing project.

All training conferences in March, April and May have been canceled.

Research on dredging operations in progress.

COVID-19 related safety concerns have caused DLSD offices to now be closed to the public.

Staff rotations and work at home efforts are in place to minimize contact and maintain distances to preserve the health and welfare of the staff during these pressing times dealing with a deadly COVID-19 outbreak through-out the world.

Harvester cutters and mesh are being repaired, replaced or installed as needed based on each piece of equipment.

Numerous safety products are being researched to improve and modernize PPE for staff.

SEWER SYSTEM OPERATIONS

Building Sewer Connections

New Connections for the Month - 0

Reconnections for the Month – 1

Disconnections for the Month – 0

Total Number of Structures Connected to Date – 3,107

Total ERU Count for the Month – 4,011

Operation and Maintenance

Average April Daily Wastewater Flow to WalCoMet – 741,103 gallons
Peak April Flow – 1,754,050 gallons
Diggers Requests Marked for the Month – 119
Emergency Call Outs – 5

The following charts are attached: *Wastewater Flow comparison with Precipitation for April, 2020*
Average Daily Wastewater Flow comparison with Peak Flow
Precipitation comparison with “normal”
Wastewater Flow comparison with “normal”
Environmental Data Summary
Daily Lake Elevation for April, 2020
Lake Elevation comparison with “normal”

Lake Monitoring/Lake Level

Precipitation Total for the Month – 9.75 inches
Above Normal – .23 inches
Ice On Date – January 17, 2020
Ice Off Date – March 13, 2020
Secchi Disc Reading Main Lake – 10.0 feet on 4/27/2020

See attached Lake Elevation Graph and Chart.

Lake Information

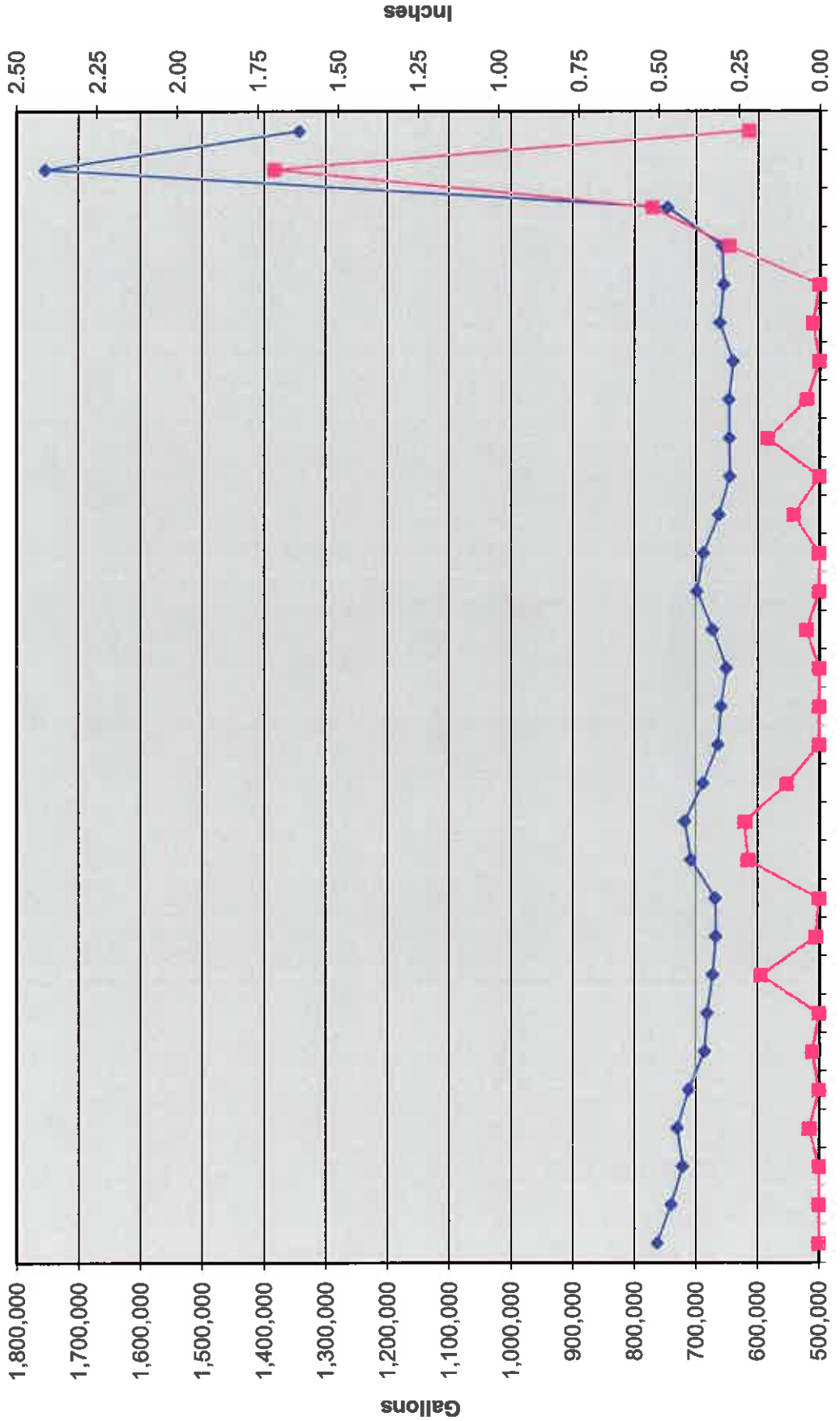
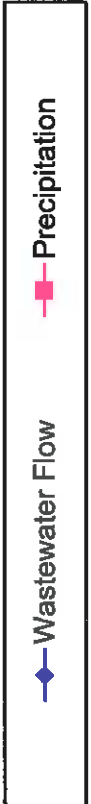
DNR Lake Level Goal – 927.86 feet
Average Lake Elevation – 927.72 feet
Number of Dam Inspections – 30

Lake Committee

The next meeting of the Lake Committee is scheduled for 7:00 P.M. on Wednesday, June 3, 2020 at the Town Hall.

Attachments

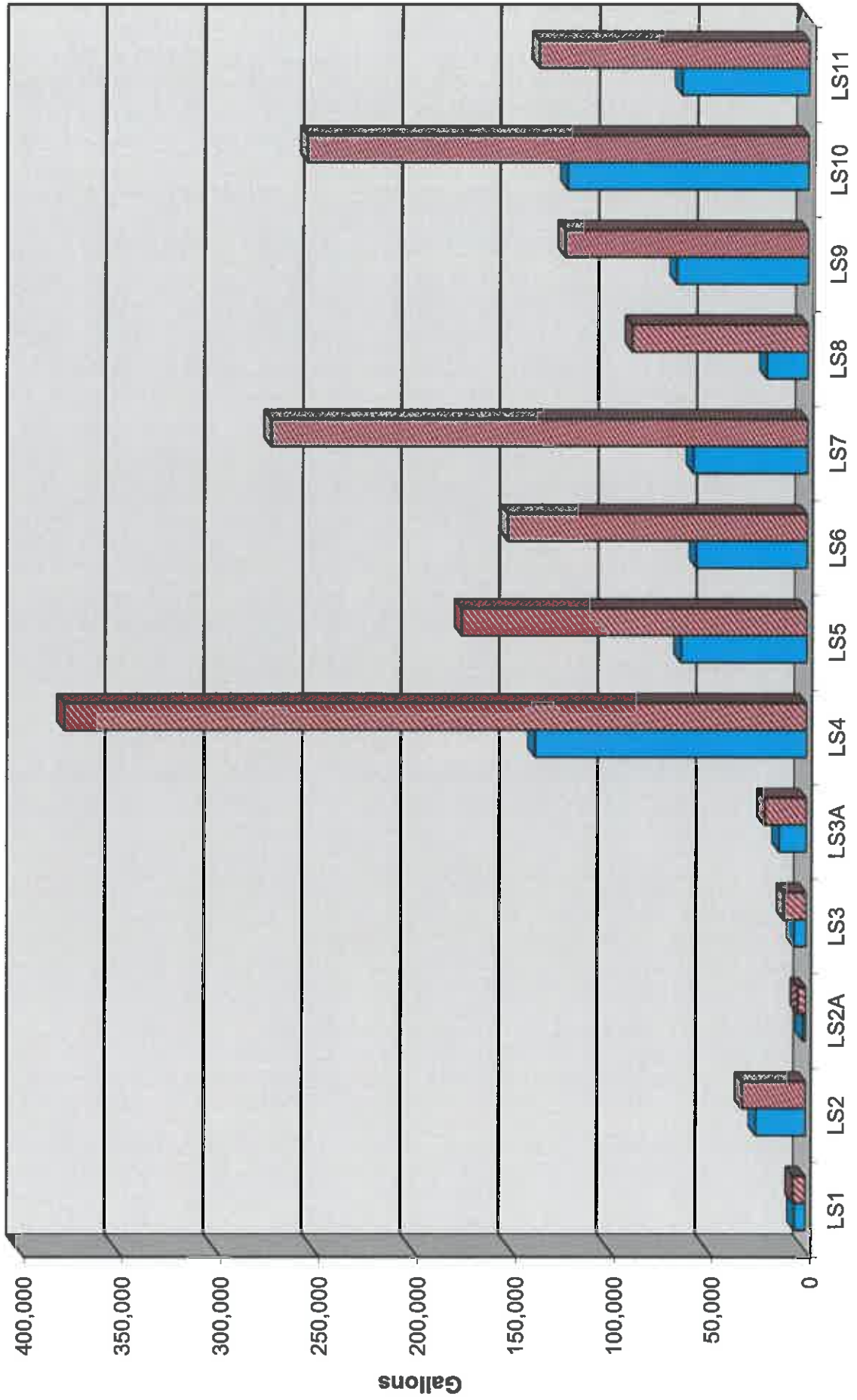
Wastewater Flow/Precipitation - April, 2019



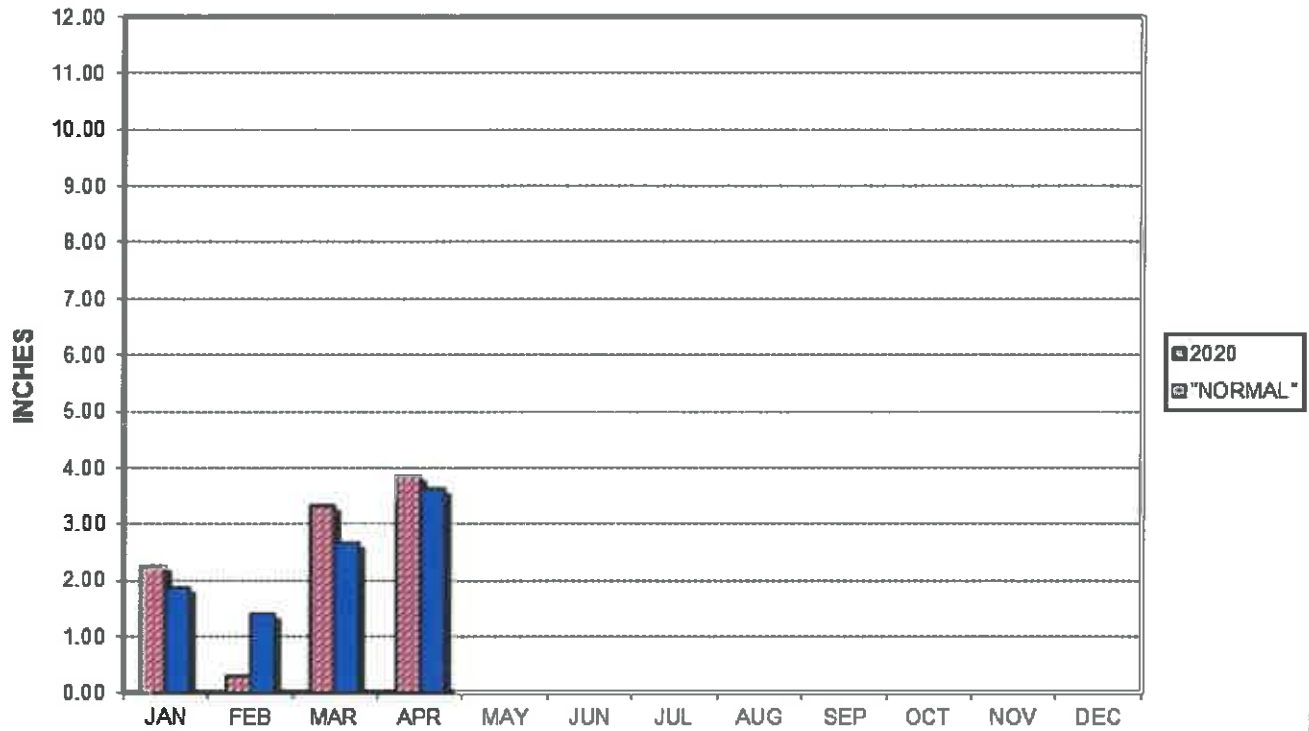
1 2 3 4 5 6 7 8 9 10 11 12 13 14 15 16 17 18 19 20 21 22 23 24 25 26 27 28 29 30

Average Daily Flow/Peak Flow by Area - April, 2020

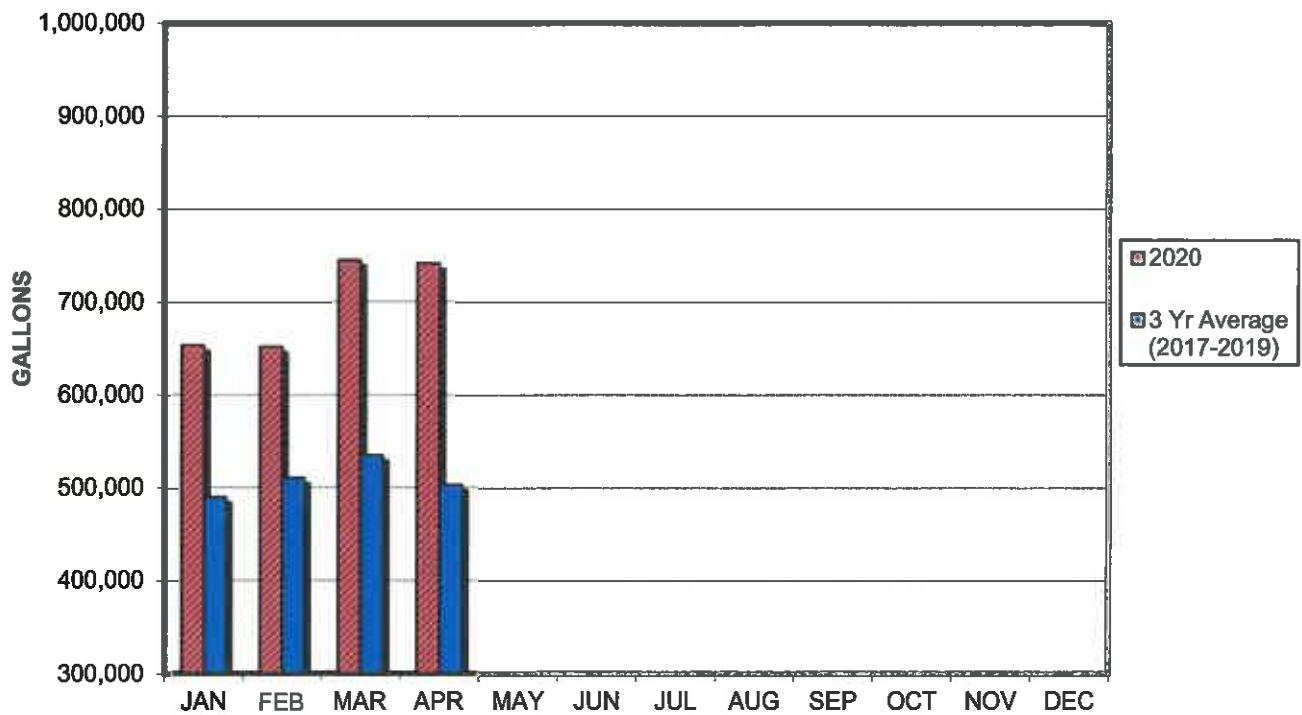
■ Average ■ Peak



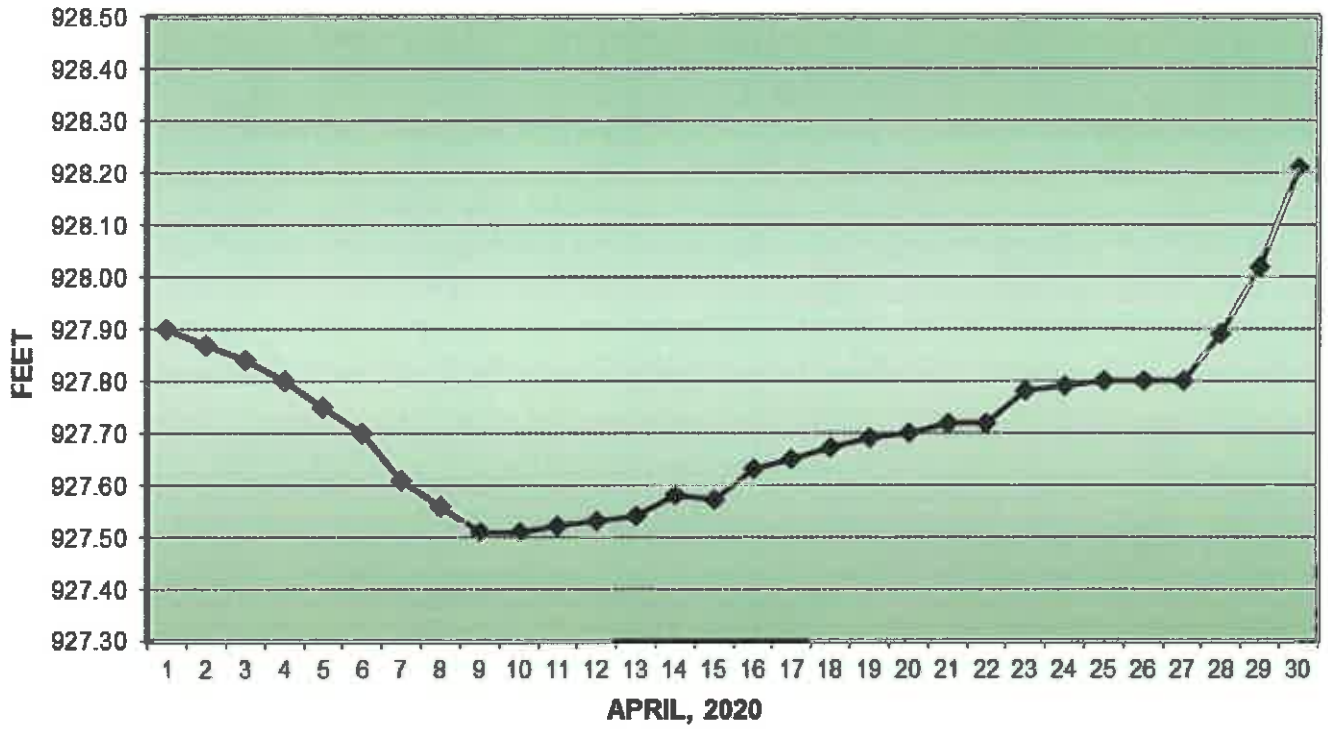
PRECIPITATION - DELAVAN LAKE, WI



AVERAGE WASTEWATER FLOWS



LAKE ELEVATION - DELAVAN LAKE, WI



AVERAGE LAKE ELEVATION - DELAVAN LAKE, WI

