

**DELA VAN LAKE SANITARY DISTRICT
ADMINISTRATOR'S REPORT
APRIL ACTIVITY 2026**

ADMINISTRATION

Lift Station #2 flapper valve failed and was replaced.

Lift Station #3 had a catastrophic failure from a lightning strike that damaged the ATS and Generator. This is the last unit on an ungrounded Delta 3-phase system. Alliant is working with us to switch it to a grounded WYE 3 phase system.

Heavy rains caused a lake elevation rise. Crews cleared trees and pier sections on a regular basis to help keep the dam clear.

Tree planting per agreement with Peppers is completed.

Lift Stations #3 and #5 plans and easements are in progress.

Aquatic Plant harvesting grant is being researched.

Villa Clare development will be submitting new sewer plans for review.

Sewer Boundary changes are in progress to be recorded and continued IGA revisions in progress.

Land acquisition of 20 acres was completed, trees planted per agreement of the sale.

Preparations are underway to add a gravel path to plant storage area. Tree removal is completed where parts of the path will be placed.

Harvester units are getting their final maintenance items done to get ready to launch late spring.

Grant paperwork for new harvesters has been submitted and awaiting DNR approval.

The 5-year harvesting permit and yearly chemical permit have been accepted by the DNR.

Lift Stations #3 and #5 are the last of the rehab stations set to bid out for construction this fall.

SEWER SYSTEM OPERATIONS

Building Sewer Connections

New Connections for the Month - 2
Reconnections for the Month - 1
Disconnections for the Month - 1
Total Number of Structures Connected to Date - 3,163
Total ERU Count for the Month - 4,078

Operation and Maintenance

Average April Daily Wastewater Flow to WalCoMet - 977,233 gallons
Peak March Flow - 3,125,330 gallons
Diggers Requests Marked for the Month - 83
Emergency Call Outs - 68

Lateral Leaks

Sump Pump Discharges - 4
Current Lateral Leaks - 51
Completed Lateral Leak Orders - 5

The following charts are attached: *Wastewater Flow comparison with Precipitation April, 2026*
Average Daily Wastewater Flow comparison with Peak Flow
Precipitation comparison with "normal"
Wastewater Flow comparison with "normal"
Environmental Data Summary
Daily Lake Elevation for April, 2026
Lake Elevation comparison with "normal"

Lake Monitoring/Lake Level

Precipitation Total for the Month - 9.13 inches
Above Normal - 5.51 inches
Ice On Date - January 20, 2026
Ice Off Date - March 10, 2026

Secchi Disc Reading Main Lake - 18.0 feet 4/30/2026

See attached Lake Elevation Graph and Chart.

Lake Information

DNR Lake Level Goal - 927.86 feet
Average Lake Elevation - 928.12 feet

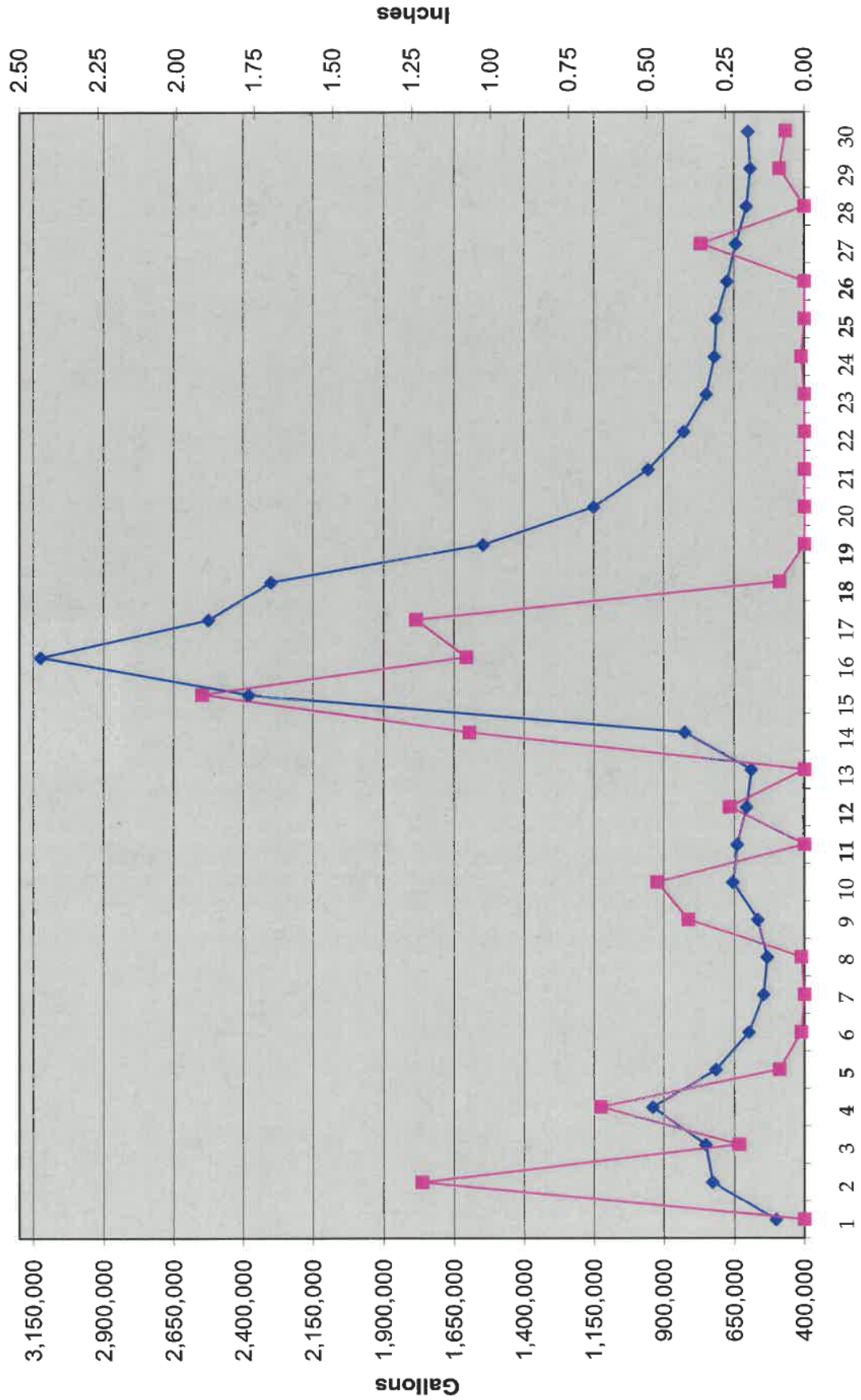
Lake Committee

The next meeting of the Lake Committee is scheduled for 7:00 P.M. on Wednesday, June 3, 2026 at the Town Hall.

Attachments

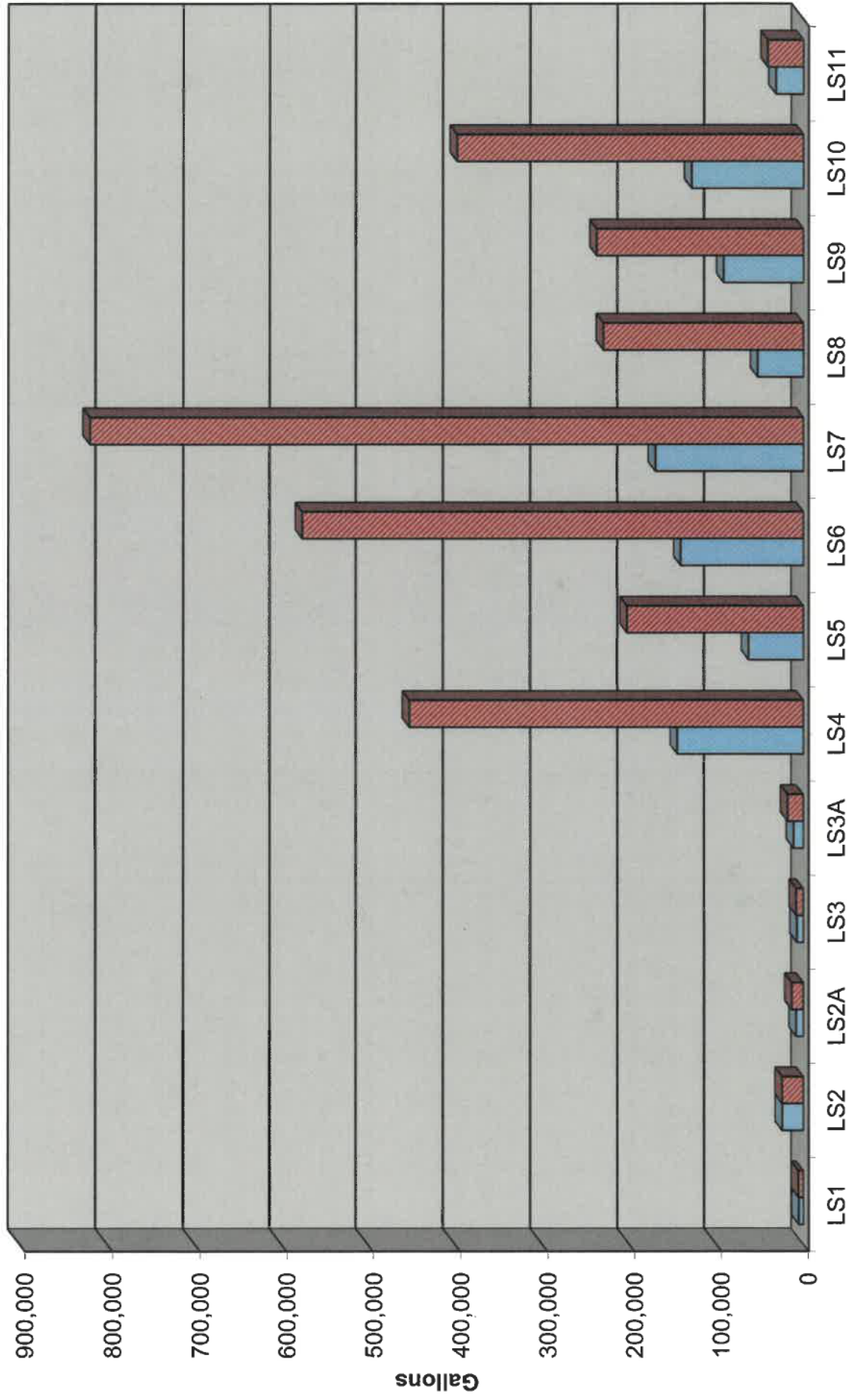
Wastewater Flow/Precipitation - April, 2026

◆ Wastewater Flow
 ■ Precipitation

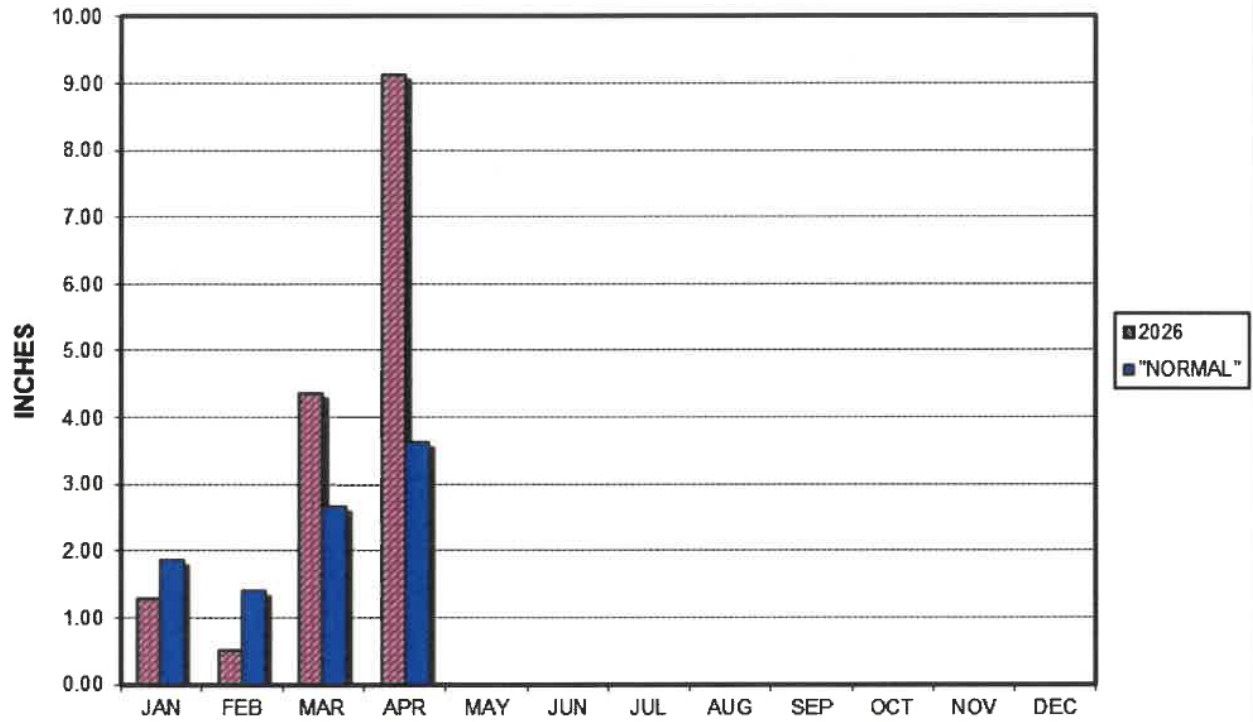


Average Daily Flow/Peak Flow by Area - April, 2026

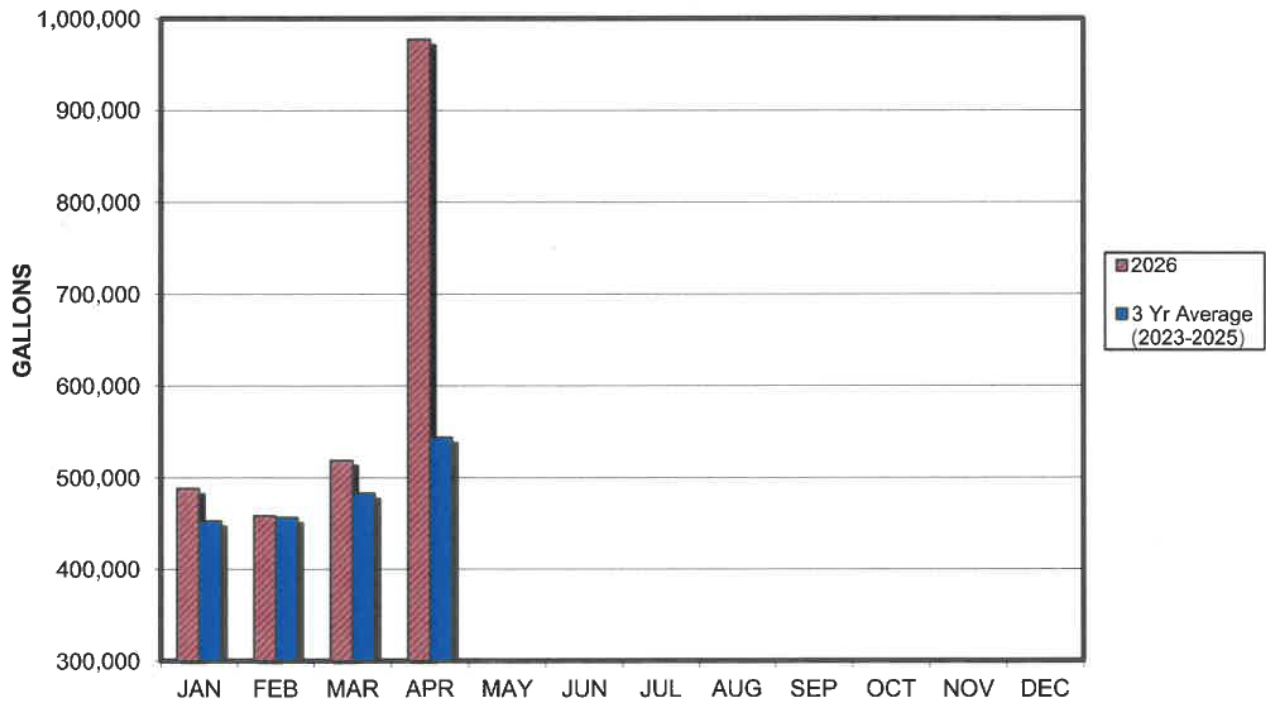
■ Average ■ Peak



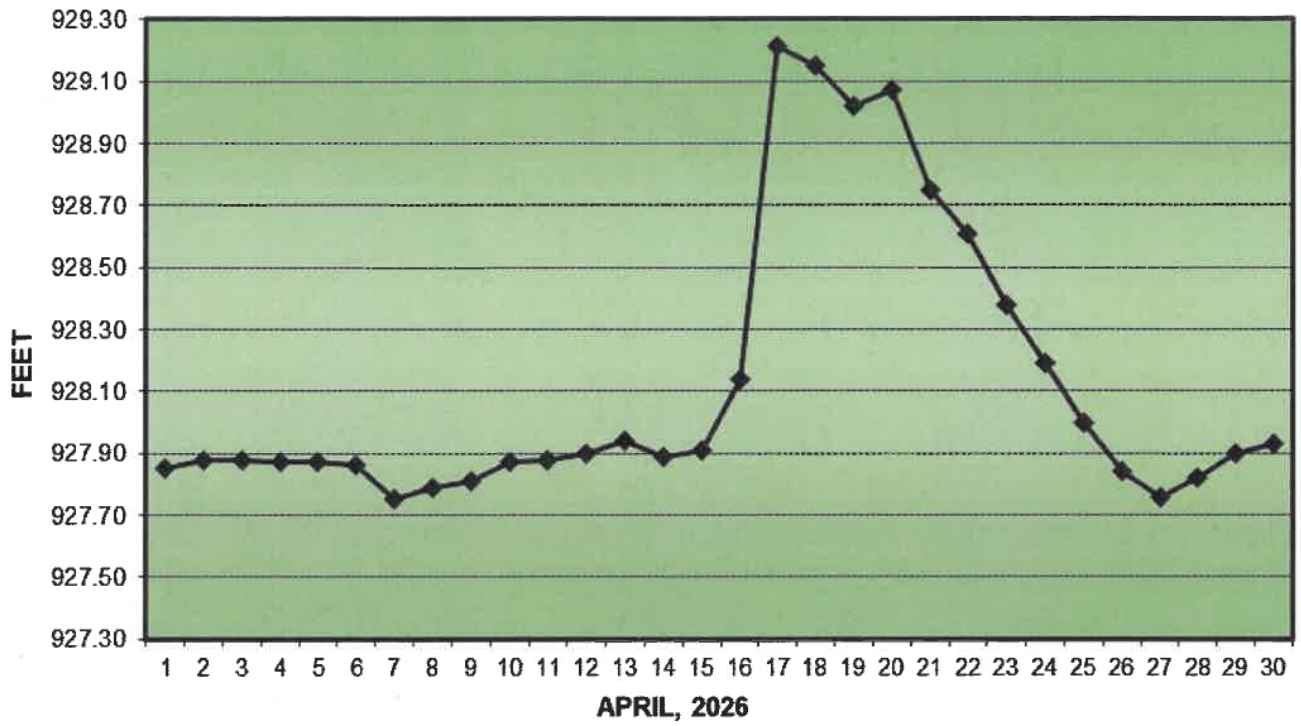
PRECIPITATION - DELAVAN LAKE, WI



AVERAGE WASTEWATER FLOWS



LAKE ELEVATION - DELAVAN LAKE, WI



AVERAGE LAKE ELEVATION - DELAVAN LAKE, WI

