

**DELAVAN LAKE SANITARY DISTRICT  
ADMINISTRATOR'S REPORT  
FEBRUARYACTIVITY 2019**

**ADMINISTRATION**

Staff site visit to Aquarius to discuss options with converting or selling of old harvester not in use.

Lift Station #9 valves were replaced.

Septic system sewer line failed and was repaired. System is well over 40 years old.

Lift Station #8 generator install is complete.

2018 audit work has begun. Hope to be completed in March.

Wisconsin Lakes convention has been announced to meet in Stevens Point in April.

Final reviews of Shodeen's development sewer plans is completed and approved along with the developer's agreement approved.

DLSD is continuing efforts to work with 15 property owners to assist with a Healthy Lakes Grant for 2019.

Work will continue on the Brown's channel watershed area weather permitting.

DLSD has pursued a refurbishing grant to assist in the cost to rehab one more Harvester with updated engines and hydraulics for 2019.

Sanitary sewer force main project has been rescheduled for fall and winter of 2019/2020.

Borg Road Sewer interceptor easement has been cleared to allow inspections and repairs of man-hole and piping.

## **SEWER SYSTEM OPERATIONS**

### **Building Sewer Connections**

**New Connections for the Month - 0**  
**Reconnections for the Month – 0**  
**Disconnections for the Month – 2**  
**Total Number of Structures Connected to Date – 3,094**  
**Total ERU Count for the Month – 4,008**

### **Operation and Maintenance**

**Average February Daily Wastewater Flow to WalCoMet – 588,344 gallons**  
**Peak February Flow – 770,732 gallons**  
**Diggers Requests Marked for the Month – 18**  
**Emergency Call Outs – 2**

The following charts are attached: *Wastewater Flow comparison with Precipitation for February, 2019*  
*Average Daily Wastewater Flow comparison with Peak Flow*  
*Precipitation comparison with “normal”*  
*Wastewater Flow comparison with “normal”*  
*Environmental Data Summary*  
*Daily Lake Elevation for February, 2019*  
*Lake Elevation comparison with “normal”*

### **Lake Monitoring/Lake Level**

**Precipitation Total for the Month – 3.35 inches**  
**Above Normal – 1.96 inches**  
**Ice Off Date – January 8, 2019**  
**Ice On Date – January 11, 2019**  
**Secchi Disc Reading Main Lake – 7.5 feet on 10/25/18**

*See attached Lake Elevation Graph and Chart.*

### **Lake Information**

**DNR Lake Level Goal – 927.86 feet**  
**Average Lake Elevation – 927.72 feet**  
**Number of Dam Inspections – 28**


*See attached Gate Setting Chart.*

### **Lake Committee**

The next meeting of the Lake Committee is scheduled for 7:00 P.M. on Wednesday, April 3, 2019 at the Town Hall.

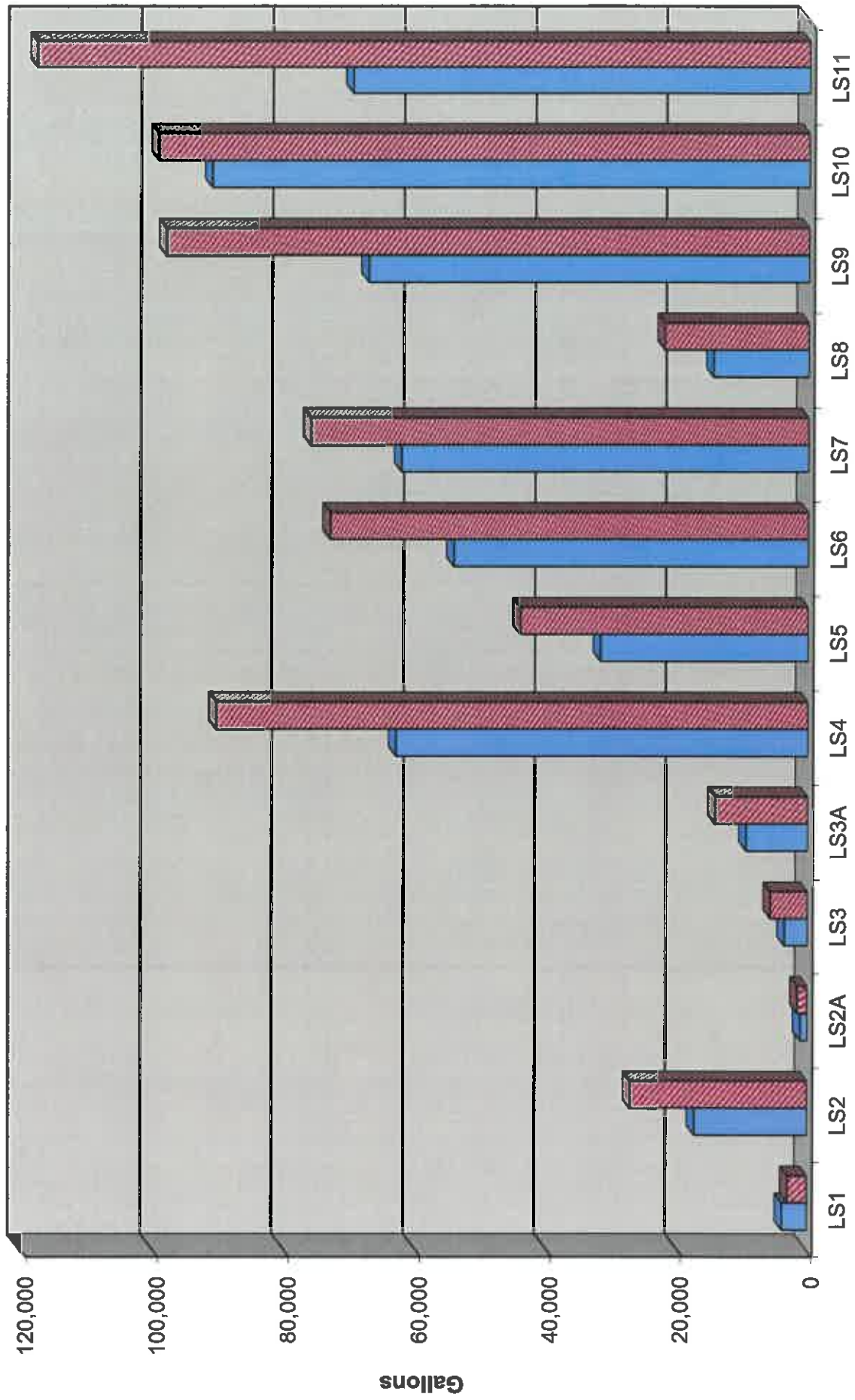
### **Attachments**

### Wastewater Flow/Precipitation - February, 2019

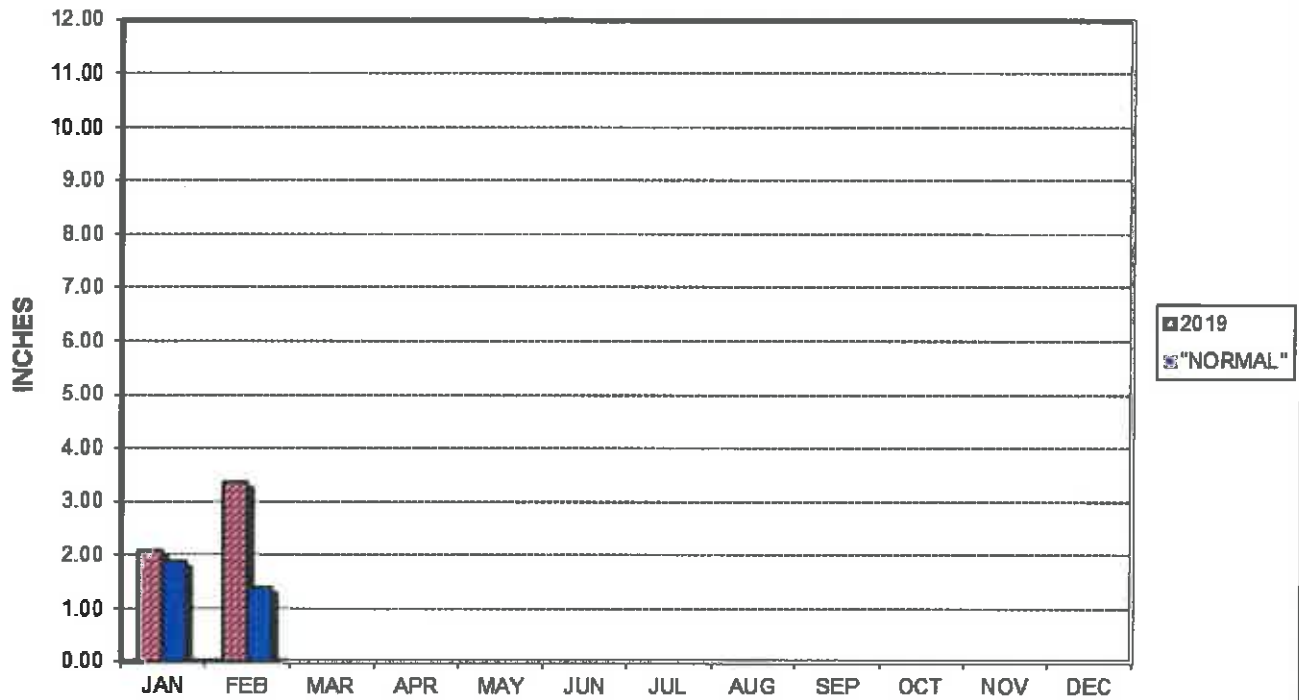


Average Daily Flow/Peak Flow by Area-February, 2019

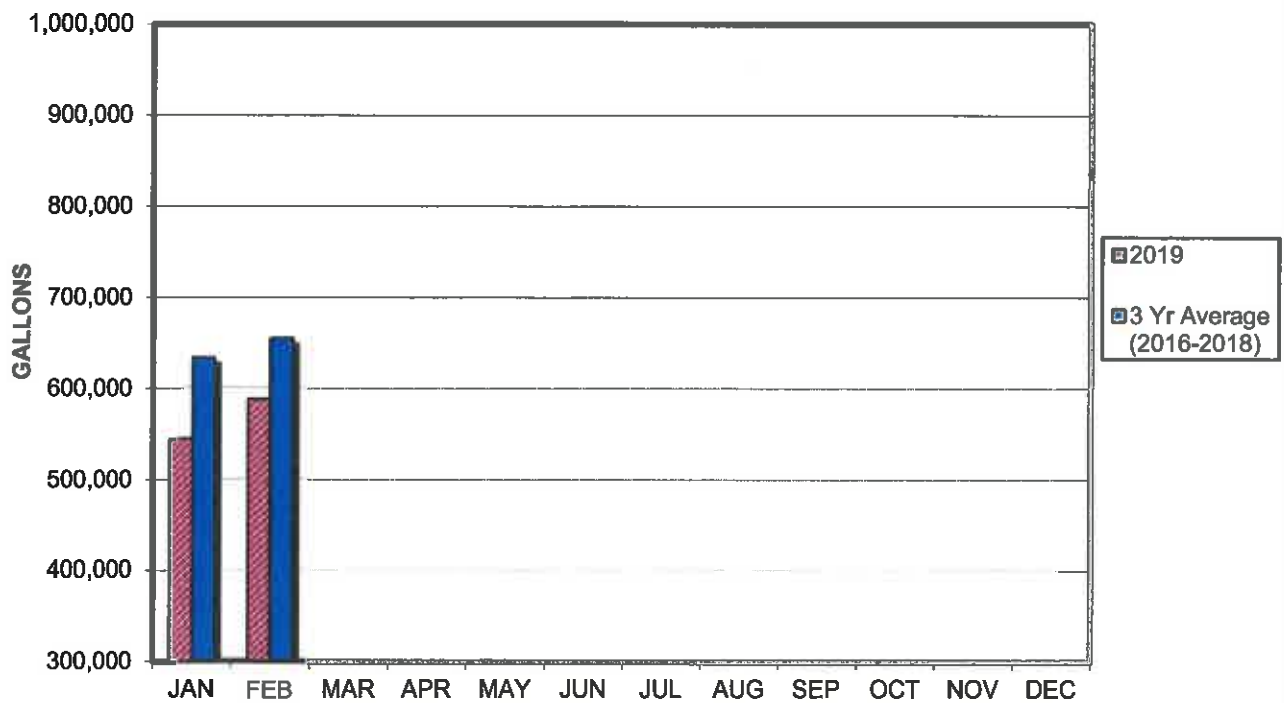
Average Peak



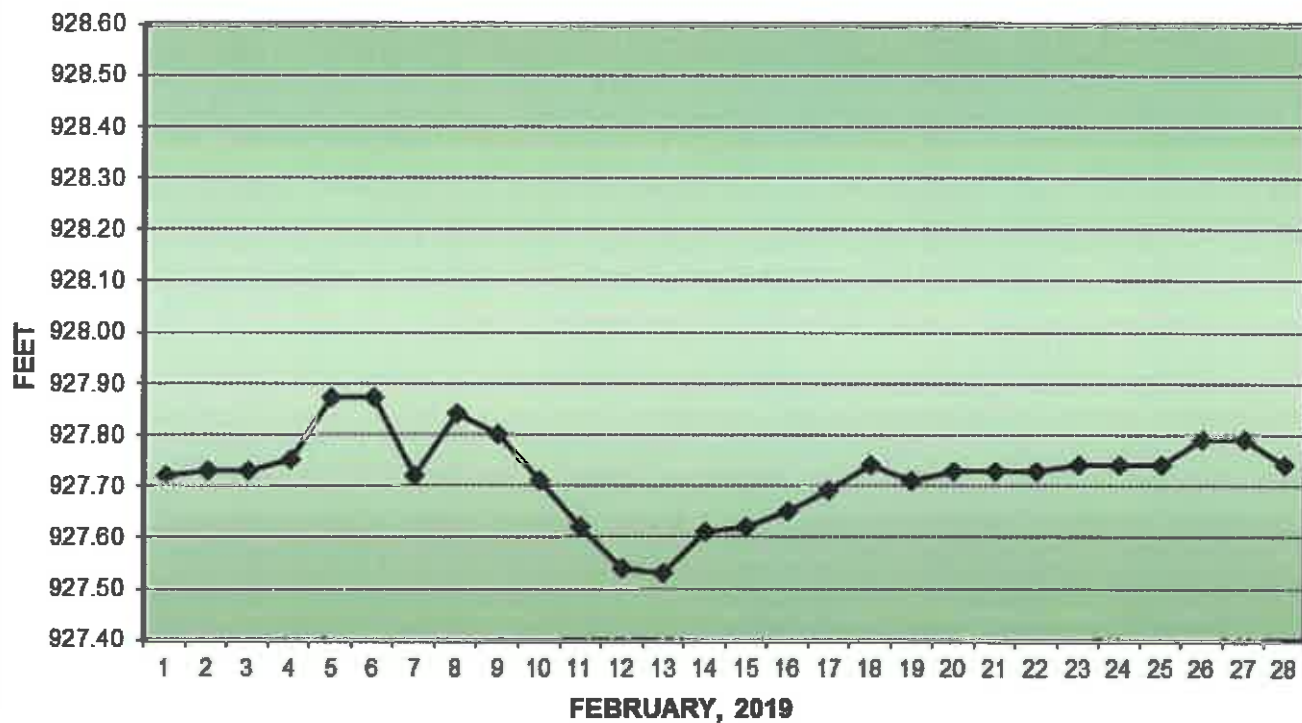
### PRECIPITATION - DELAVAN LAKE, WI



### AVERAGE WASTEWATER FLOWS



### LAKE ELEVATION - DELAVAN LAKE, WI



### AVERAGE LAKE ELEVATION - DELAVAN LAKE, WI

