

**DELAVAN LAKE SANITARY DISTRICT
ADMINISTRATOR'S REPORT
JUNE ACTIVITY 2020**

ADMINISTRATION

Trailer was sold versus trade in for \$101 above trade in value with defects.

County has issued daily citations to the district for the work on the Force main as well as issued citations to South Bay.

Force Main & Lift Station #6 near completion and punch list inspections are started.

LS#4 generator failure after an Alliant 3-phase fault during storms from falling trees or lightning strikes. Repair or replacement is under review. Portable generator is rented until unit is repaired or replaced.

County is denying permit to put in riggers gravel pad next to Lift Station #4 to crane out old failed generator and install new generator during our emergency repair. Work will be done regardless as this is urgent.

DLSD Office phone system failures occurred on several days due to towers down and internal sims card failures. Fiber optic run is anticipated to correct this defect.

Budget 2021 process planning has begun.

Highland channel was chemically treated due to heavy growth of weeds and algae.

Clear cutting began June 15th with the harvester crews.

SEWER SYSTEM OPERATIONS

Building Sewer Connections

New Connections for the Month - 0

Reconnections for the Month - 0

Disconnections for the Month - 0

Total Number of Structures Connected to Date - 3,108

Total ERU Count for the Month - 4,013

Operation and Maintenance

Average June Daily Wastewater Flow to WalCoMet - 777,299 gallons

Peak June Flow - 969,808 gallons

Diggers Requests Marked for the Month - 138

Emergency Call Outs - 2

The following charts are attached: *Wastewater Flow comparison with Precipitation for June, 2020*
Average Daily Wastewater Flow comparison with Peak Flow
Precipitation comparison with "normal"
Wastewater Flow comparison with "normal"
Environmental Data Summary
Daily Lake Elevation for June, 2020
Lake Elevation comparison with "normal"

Lake Monitoring/Lake Level

Precipitation Total for the Month – 3.63 inches
Below Normal – .75 inches
Ice On Date – January 17, 2020
Ice Off Date – March 13, 2020
Secchi Disc Reading Main Lake – 9.0 feet on 6/22/2020

See attached Lake Elevation Graph and Chart.

Lake Information

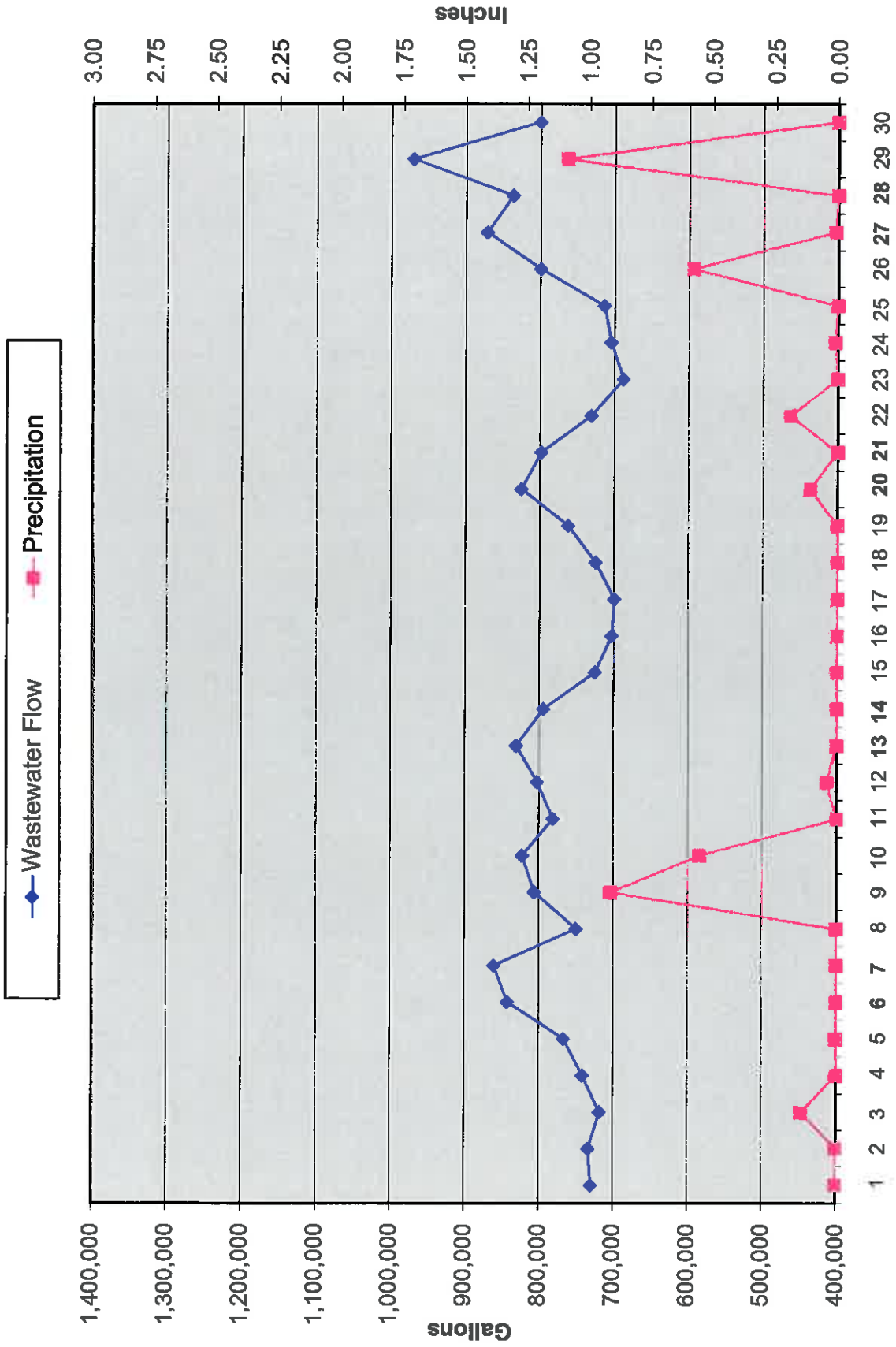
DNR Lake Level Goal – 927.86 feet
Average Lake Elevation – 927.85 feet
Number of Dam Inspections – 30

Lake Committee

The next meeting of the Lake Committee is scheduled for 7:00 P.M. on Wednesday, August 5, 2020 at the Town Hall.

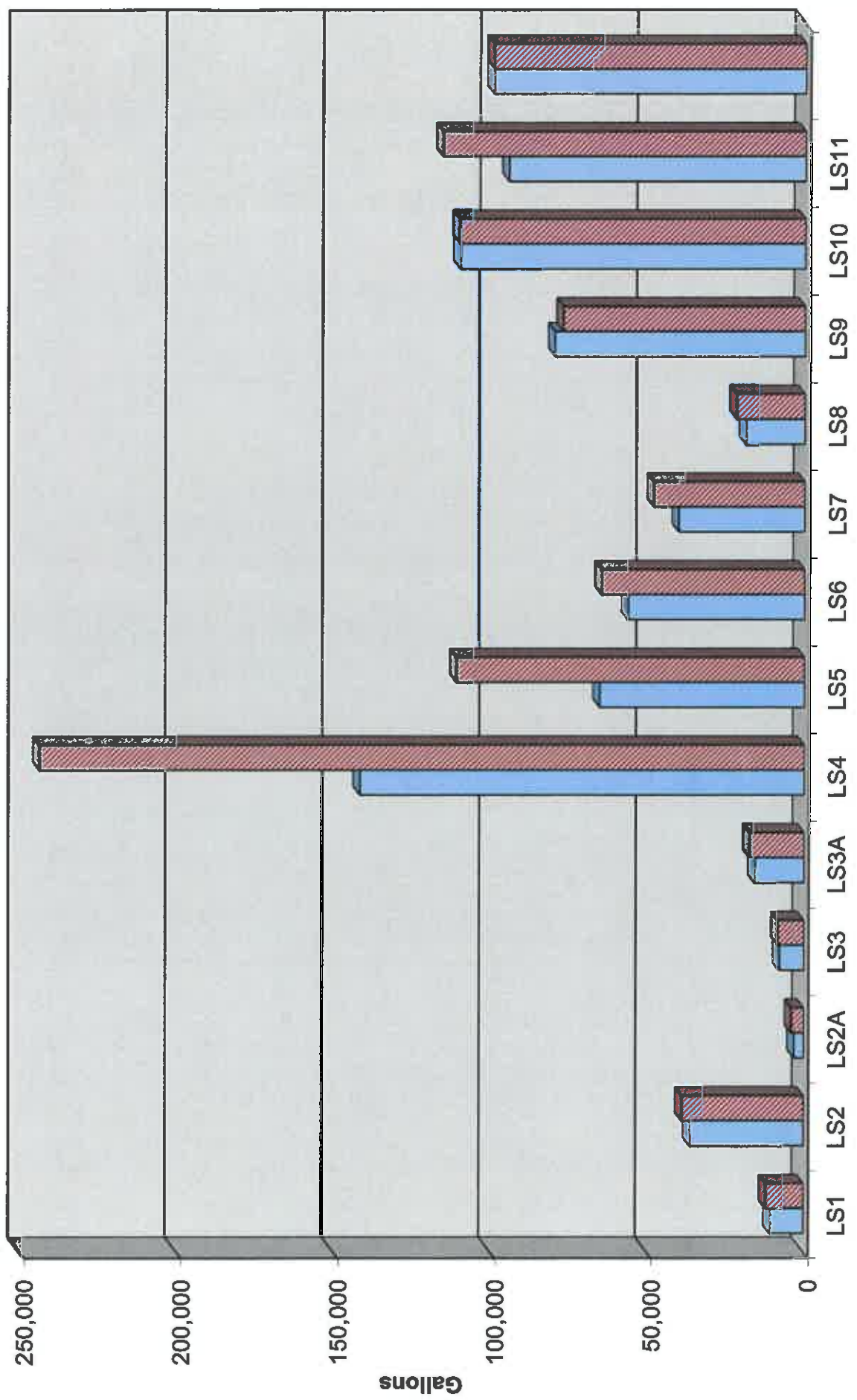
Attachments

Wastewater Flow/Precipitation - June, 2020

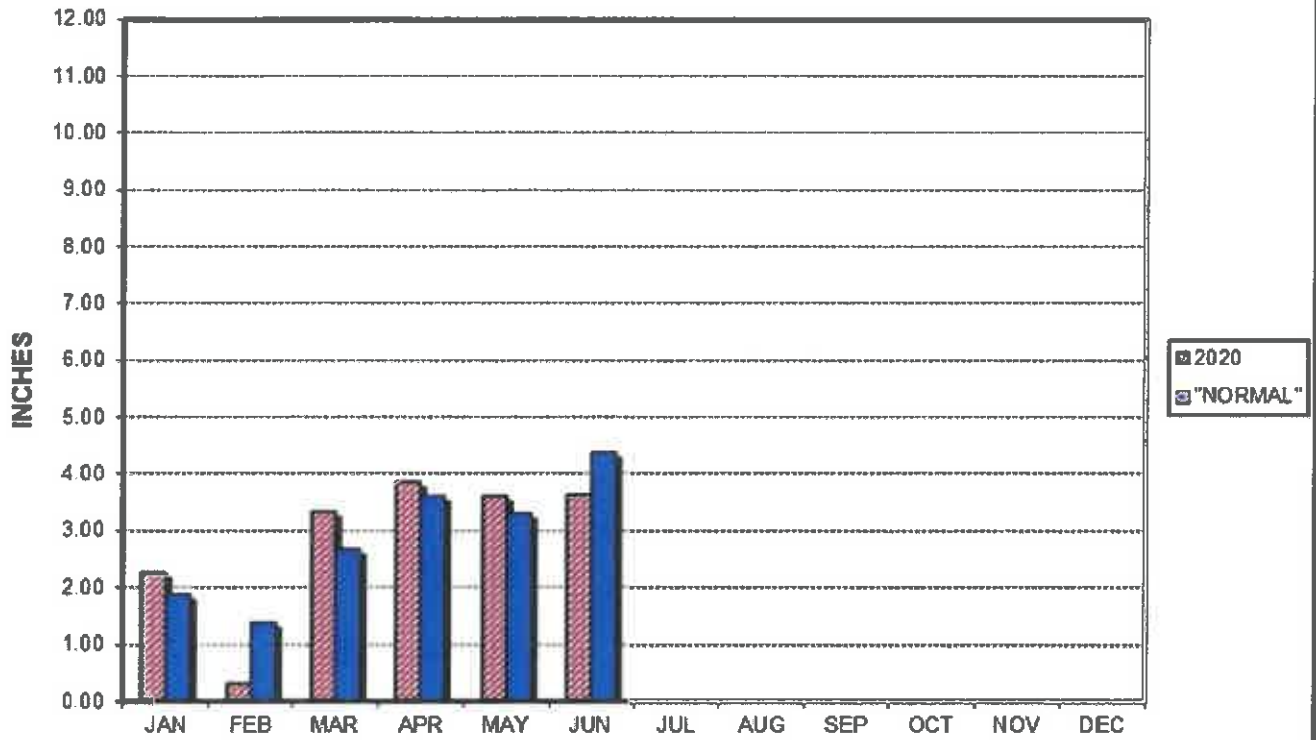


Average Daily Flow/Peak Flow by Area - June, 2020

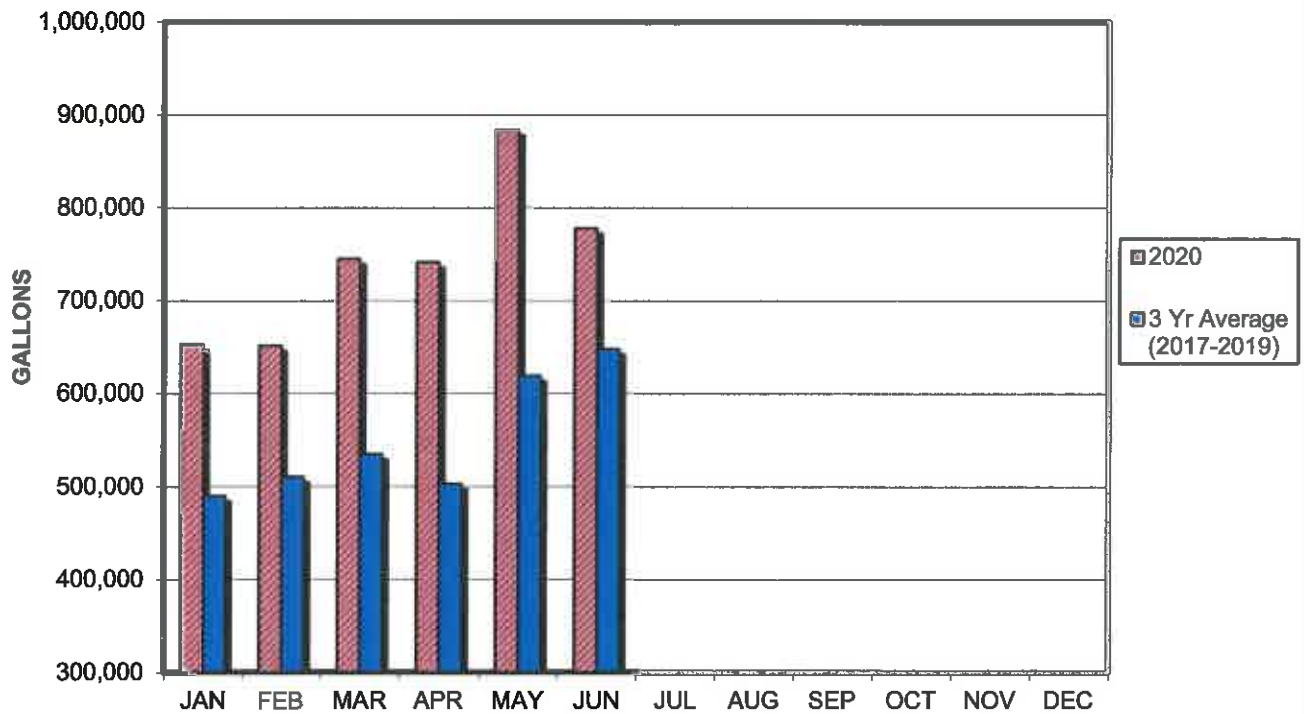
□ Average ▨ Peak



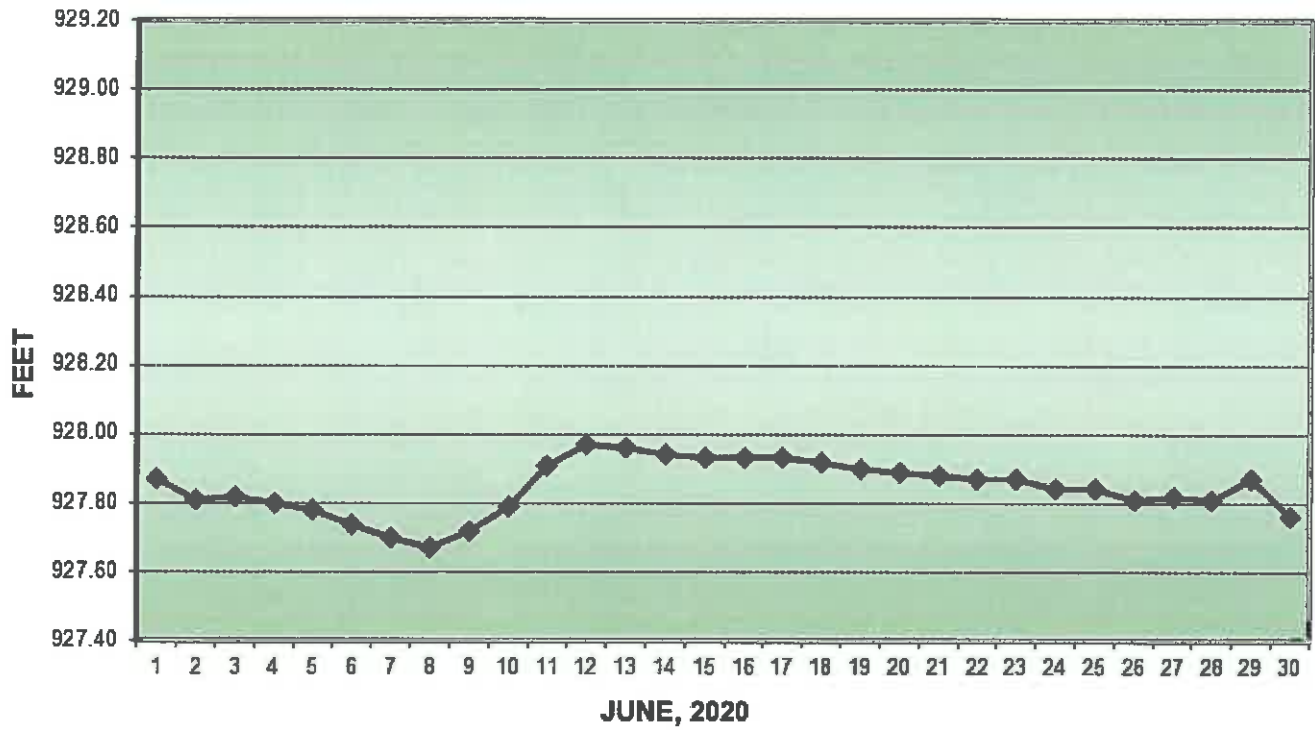
PRECIPITATION - DELAVAN LAKE, WI



AVERAGE WASTEWATER FLOWS



LAKE ELEVATION - DELAVAN LAKE, WI



AVERAGE LAKE ELEVATION - DELAVAN LAKE, WI

