

**DELAVAN LAKE SANITARY DISTRICT
ADMINISTRATOR'S REPORT
JUNE ACTIVITY 2024**

ADMINISTRATION

Stormy June put 8 generators in service to keep 8 lift stations operating. Some ran over 30 hours.

Lift station took a voltage spike and electrician, and IT called in for service.

The new experimental mesh is working very well.

Villa Clare Development Sanitary Sewer review is in progress.

Lift Station #2A contractor getting things ready to start project, however it is now likely to start after Labor Day due to product delays.

Shores of Delavan is a go, adding about 675 ERU's to the district.

The file room is getting a new set of file cabinets to keep up with parcel growth in the district as there is no more room for the 675 plus parcel records that need to be added with all the subdivisions going in or expanding.

Map room also getting new file cabinets to keep up with the volume of prints.

Ford truck order is delayed until 2025.

SEWER SYSTEM OPERATIONS

Building Sewer Connections

New Connections for the Month - 1

Reconnections for the Month - 2

Disconnections for the Month - 2

Total Number of Structures Connected to Date - 3,132

Total ERU Count for the Month - 4,056

Operation and Maintenance

Average June Daily Wastewater Flow to WalCoMet - 611,224 gallons

Peak June Flow - 773,346 gallons

Diggers Requests Marked for the Month - 130

Emergency Call Outs - 4

Lateral Leaks

Sump Pump Discharges - 4
Current Lateral Leaks - 51
Completed Lateral Leak Orders – 5

The following charts are attached: *Wastewater Flow comparison with Precipitation June, 2024*
Average Daily Wastewater Flow comparison with Peak Flow
Precipitation comparison with “normal”
Wastewater Flow comparison with “normal”
Environmental Data Summary
Daily Lake Elevation for June, 2024
Lake Elevation comparison with “normal”

Lake Monitoring/Lake Level

Precipitation Total for the Month – 4.73 inches
Above Normal – .35 inches
Ice On Date – January 15, 2024
Ice Off Date – February 27, 2024

Secchi Disc Reading Main Lake – 6.0 feet 6/17/2024

See attached Lake Elevation Graph and Chart.

Lake Information

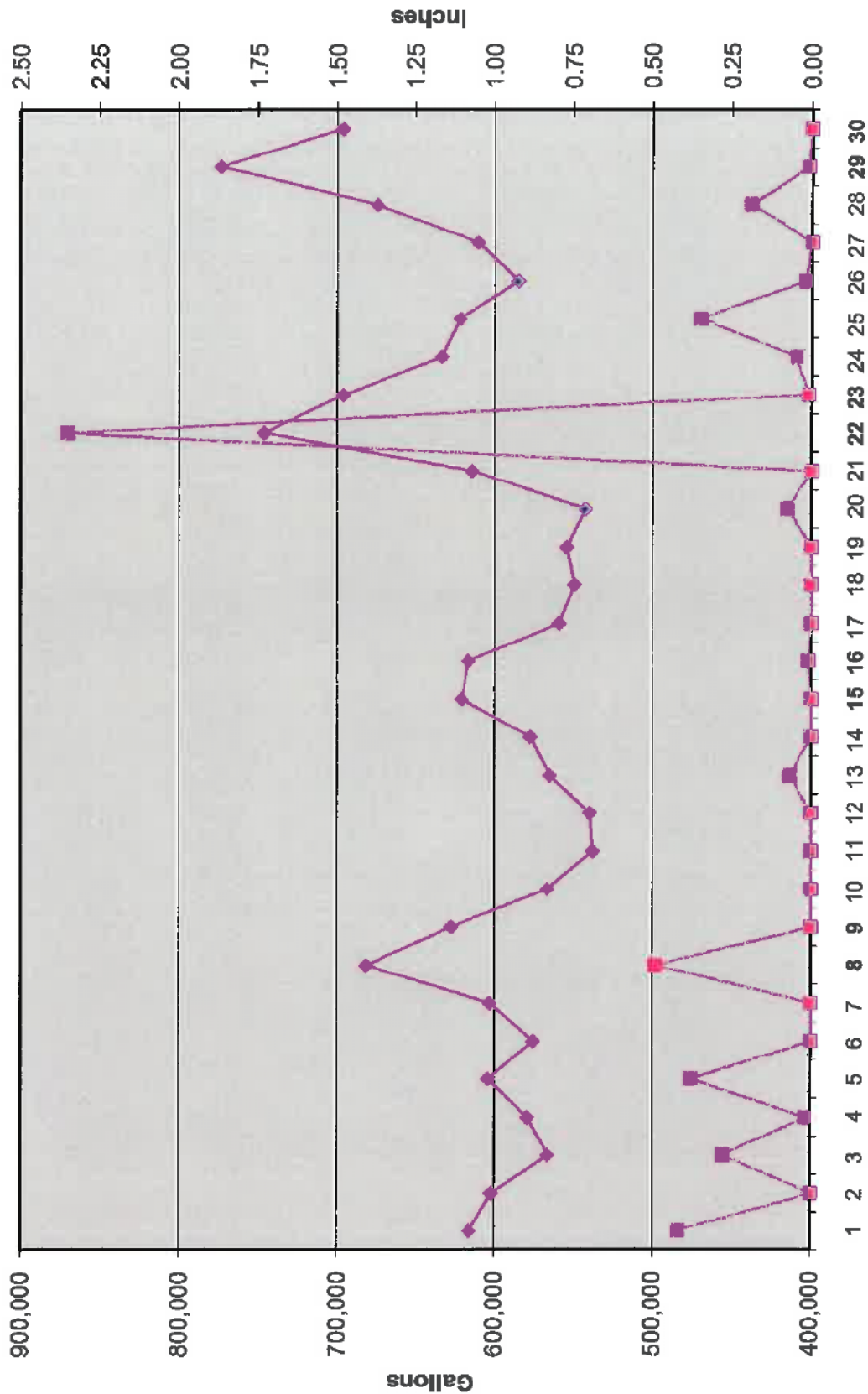
DNR Lake Level Goal – 927.86 feet
Average Lake Elevation – 927.94 feet

Lake Committee

The next meeting of the Lake Committee is scheduled for 7:00 P.M. on Wednesday, August 7, 2024 at the Town Hall.

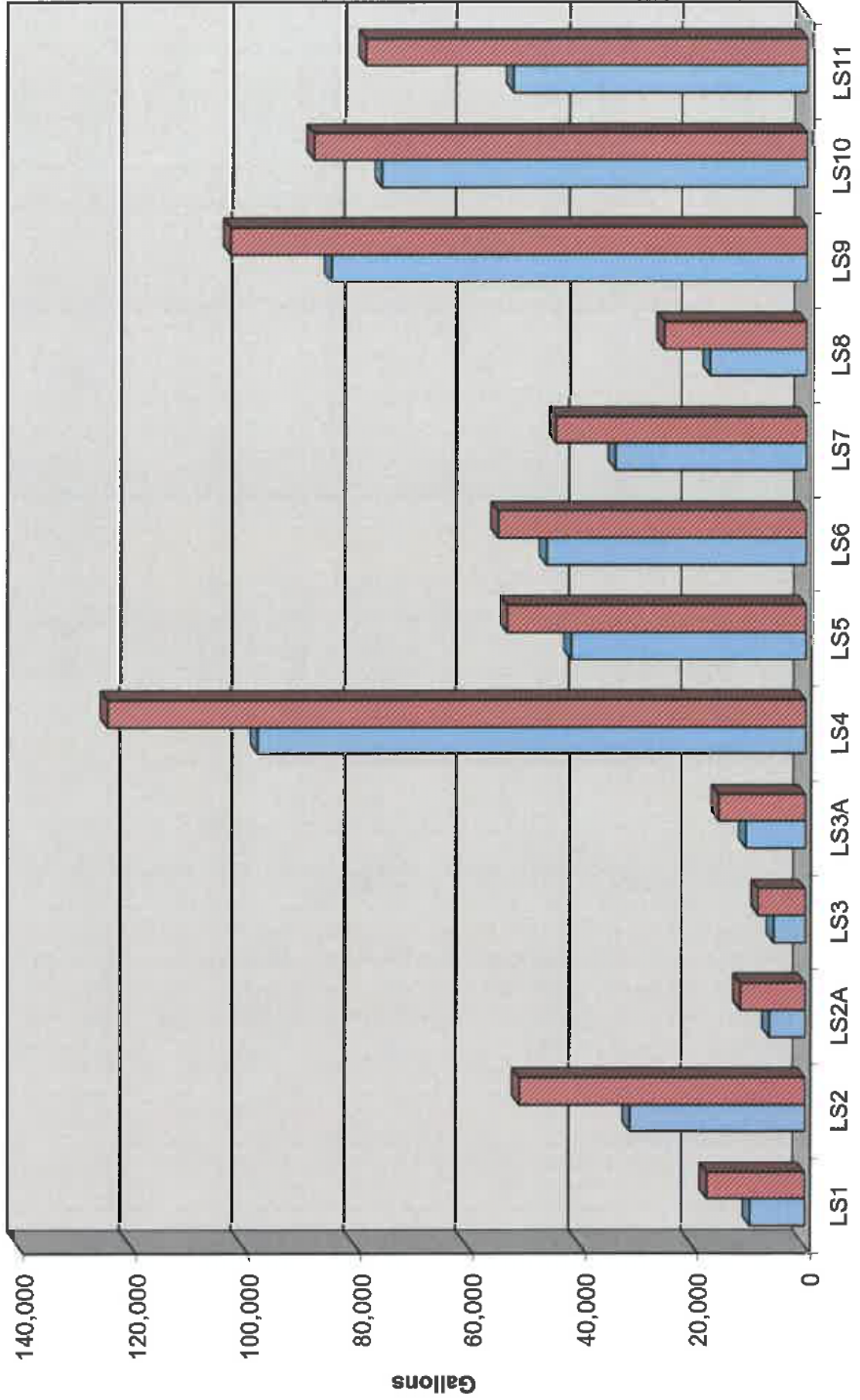
Attachments

Wastewater Flow/Precipitation - June, 2024

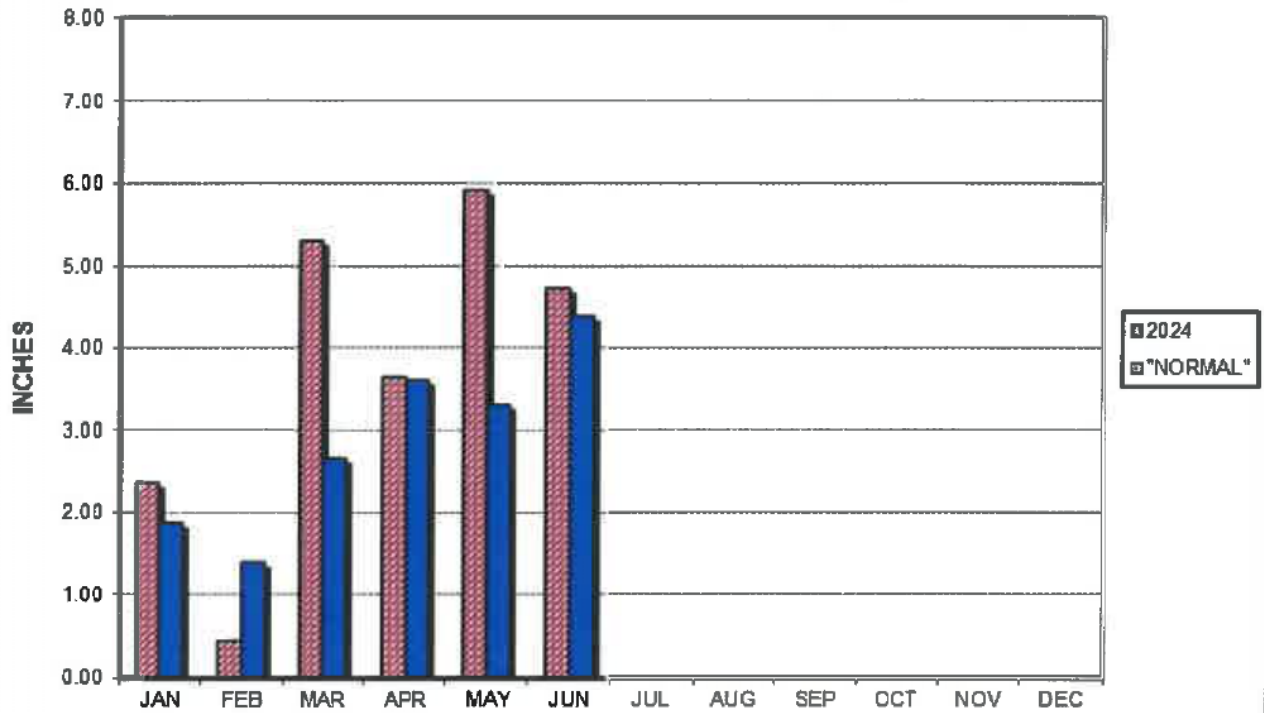


Average Daily Flow/Peak Flow by Area - June, 2024

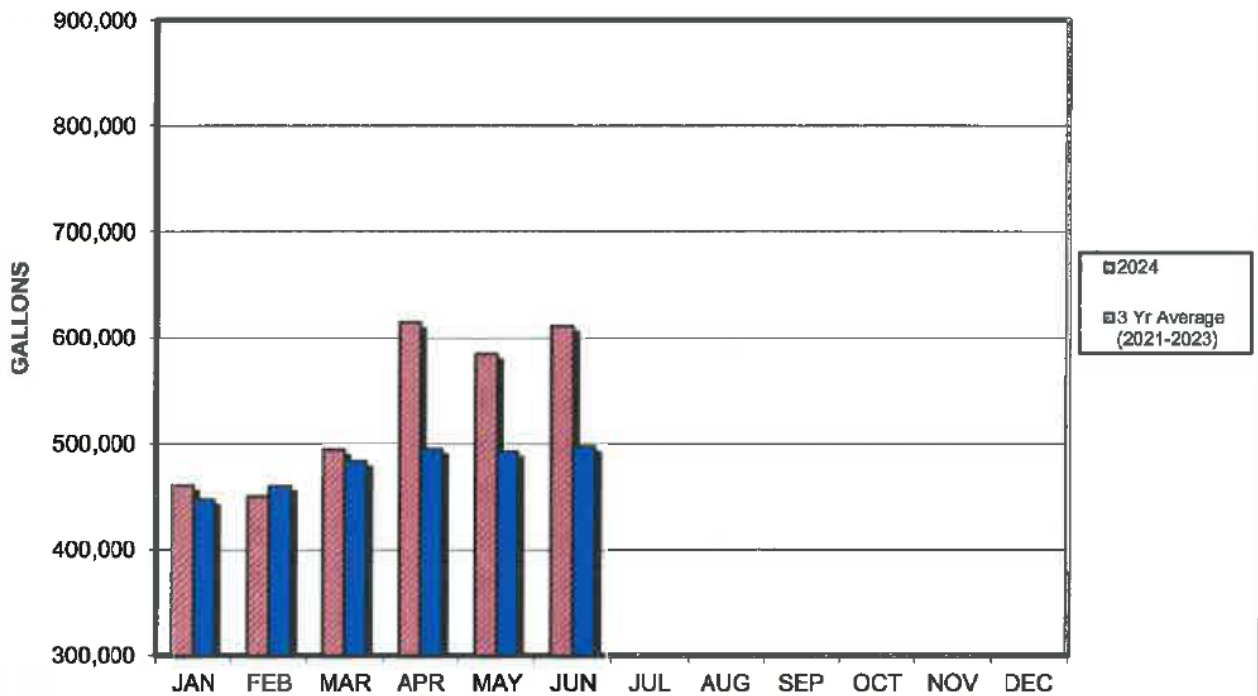
□ Average ▨ Peak



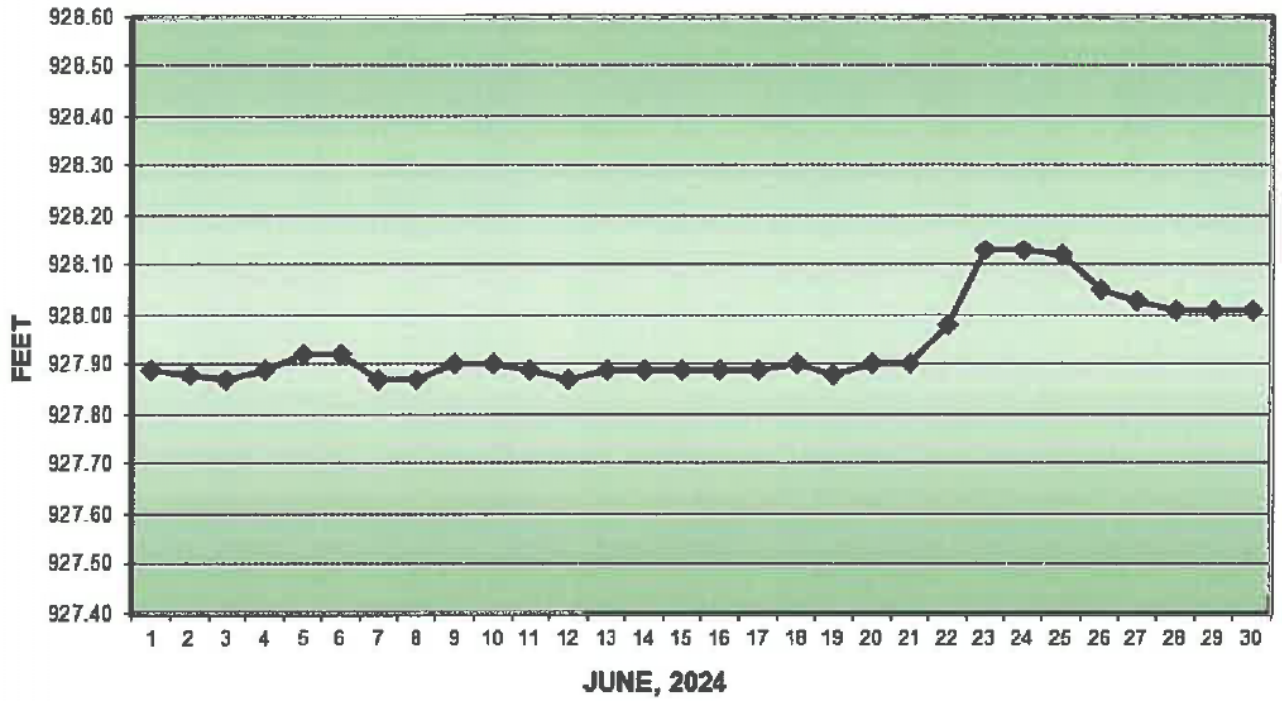
PRECIPITATION - DELAVAN LAKE, WI



AVERAGE WASTEWATER FLOWS



LAKE ELEVATION - DELAVAN LAKE, WI



AVERAGE LAKE ELEVATION - DELAVAN LAKE, WI

