

## MEMO

TO: Town of Delavan Lake Committee  
FROM: Delavan Lake Sanitary District  
RE: DLSD Lake Management Activities for February  
DATE: March 3, 2025

### LAKE MONITORING RECORDS

February Precipitation – .77 inches  
Number of Run-off events – 0  
Precipitation Year-to-date – .93 inches  
Ice Off Date – February 27, 2024  
Ice On Date – January 7, 2025

November Secchi Disc Readings: Maximum – 12.0 feet  
Average – 12.0 feet

### LAKE LEVEL

DNR Summer Lake Elevation Expectations – 927.86 feet  
Average Lake Elevation – 927.76 feet

### LAKE MANAGEMENT PROGRAM

Weed Harvesting equipment is getting repaired and ready for spring.

We finished the year with a record harvest of 8,028 cubic yards removed from the lake, which equates to 1,204 LBS of phosphorous removed.

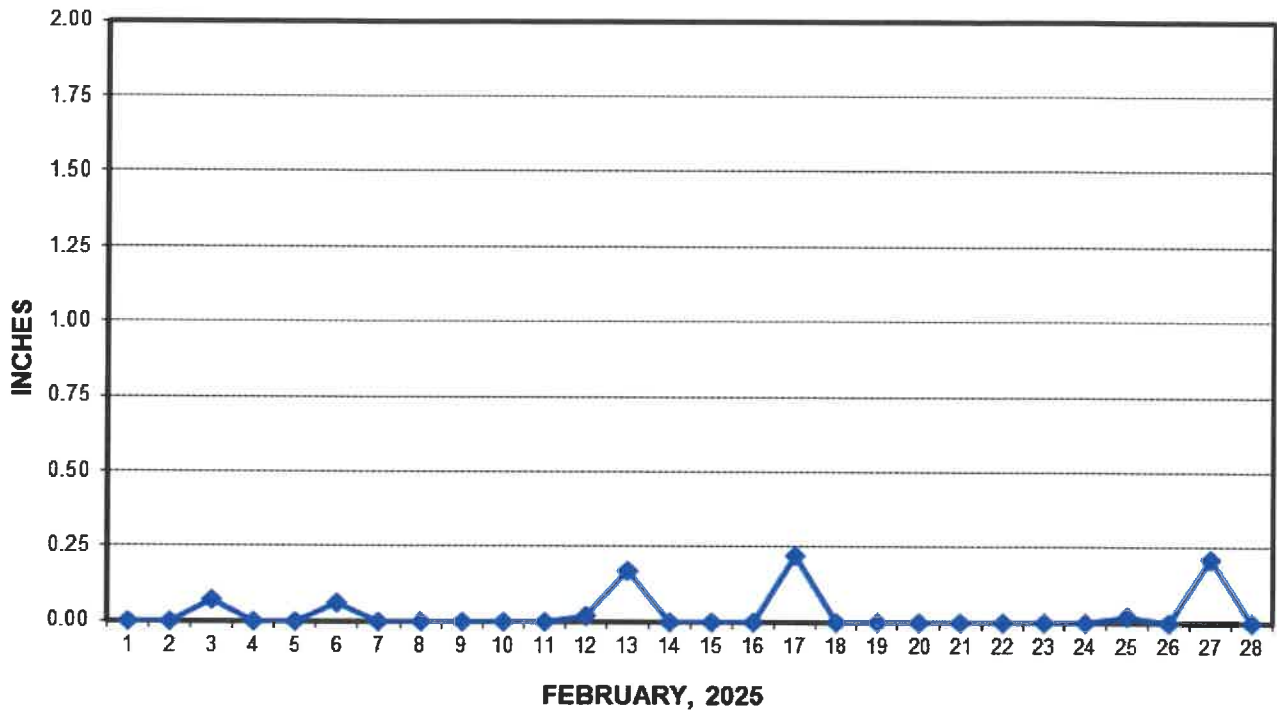
Lift Station #7 USEMCO to submersible style project is out for bids, property owners are working with staff to have a successful project.

Lift Station #3 project is put into the planning stage for a late fall bid/2026 project. This will also be a conversion from a USEMCO style to a submersible pumping station.

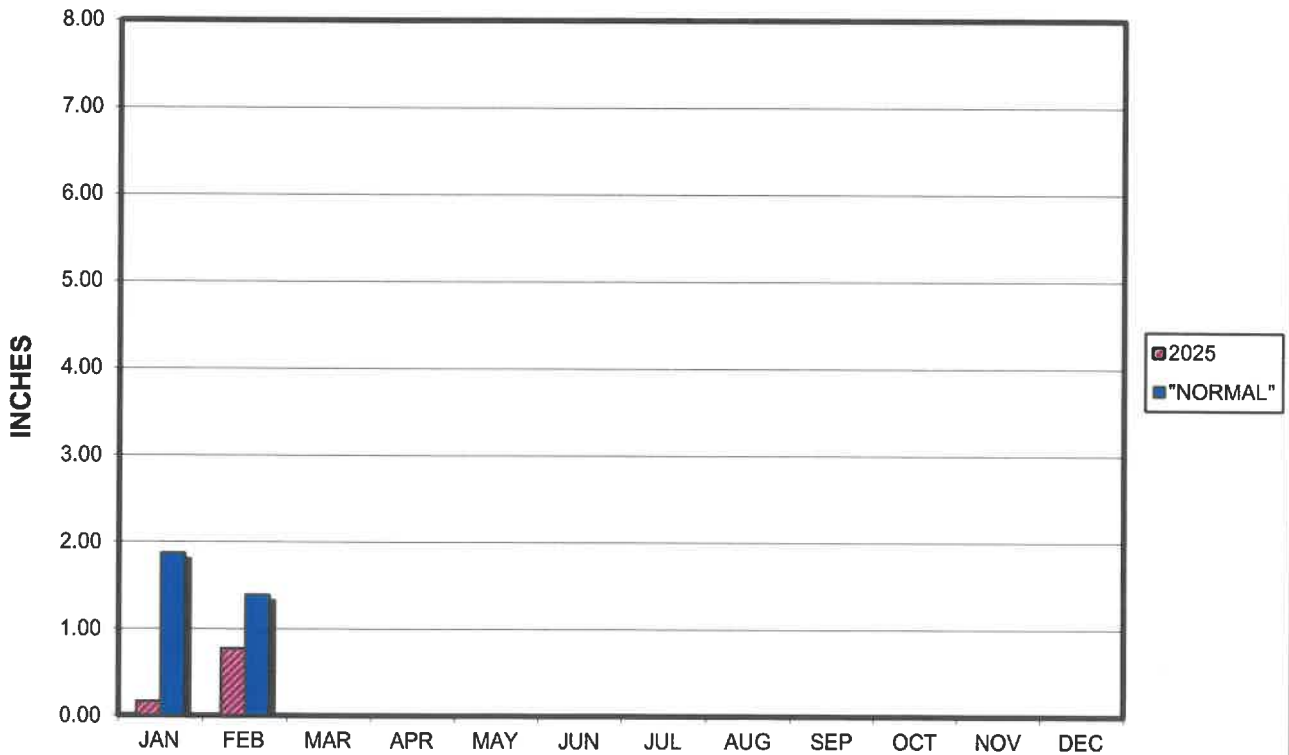
We had Ice On for the entire lake on January 7, 2025.

Encl.: (3)

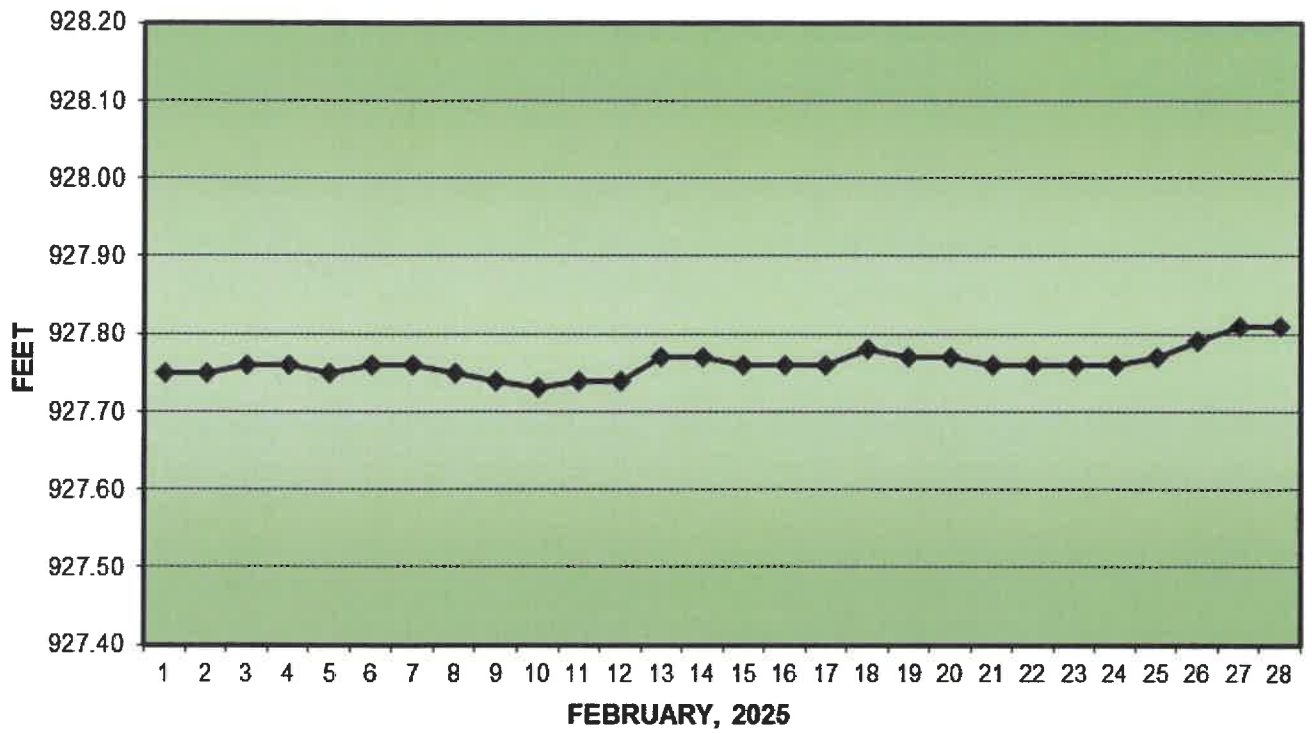
### PRECIPITATION - DELAVAN LAKE, WI



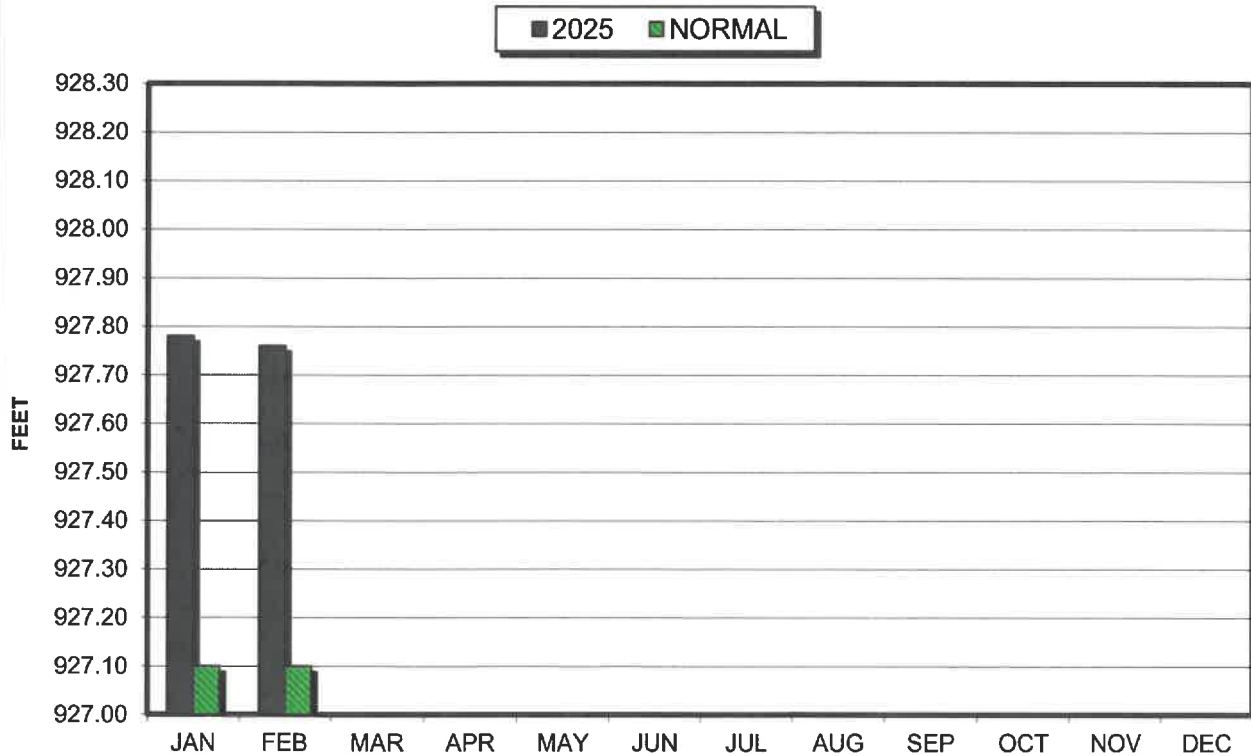
### PRECIPITATION - DELAVAN LAKE, WI



### LAKE ELEVATION - DELAVAN LAKE, WI



### AVERAGE LAKE ELEVATION - DELAVAN LAKE, WI



**DATA SUMMARY  
DELAVAN LAKE, WISCONSIN**

Month	Ice On Date	Ice Off Date	Air Temperature			Precipitation		Lake Water Temp.	Average Lake Elevation	Secchi Disc		Cubic Yards Harvested	
			Max.	Min.	Mean	Month (In Inches)	Yr to Date (In Inches)			Average (In Feet)	Maximum (In Feet)	Month	YTD
<b>2023</b>													
JAN			49	-14	18	1.67	1.67	-	927.71	-	-	-	-
FEB			51	-7	22	4.14	5.81	-	927.78	-	-	-	-
MAR		3/10/23	69	9	39	2.89	8.70	-	927.81	-	-	-	-
APR			82	26	54	3.87	12.57	49	927.83	8.0	9.0	-	-
MAY			91	35	63	1.45	14.02	62	927.85	21.8	38.0	855	855
JUN			92	43	67	1.22	15.24	70	927.73	9.6	17.0	1553	2408
JUL			92	53	72	3.67	18.91	75	927.68	6.0	8.0	1558	3966
AUG			97	44	71	1.88	20.79	76	927.83	7.3	10.0	1620	5586
SEP			93	42	68	3.78	24.57	68	927.75	8.7	12.0	854	6440
OCT			86	24	55	3.01	27.58	-	927.89	-	-	146	6586
NOV			68	10	39	1.01	28.59	-	927.84	-	-	-	-
DEC			56	13	34	2.13	30.72	-	927.75	-	30.0	-	-
<b>2024</b>													
JAN	1/15/24		38	-16	11	2.36	2.36	-	927.72	-	-	-	-
FEB		2/27/24	74	10	42	0.44	2.80	-	927.78	-	-	-	-
MAR			72	22	47	5.31	8.11	-	927.88	-	-	-	-
APR			82	28	55	3.65	11.76	-	927.90	-	-	-	-
MAY			87	44	65	5.93	17.69	67	927.95	18.2	28.0	466	466
JUN			94	47	70	4.73	22.42	71	927.94	7.6	15.0	1476	1942
JUL			91	50	71	7.14	29.56	84	927.95	6.0	6.0	2035	3977
AUG			95	48	71	2.93	32.49	75	927.86	7.0	7.0	1692	5669
SEP			91	42	66	2.51	35.00	77	927.80	8.8	10.0	1769	7438
OCT			84	32	58	0.60	35.60	66	927.74	7.3	12.0	590	8028
NOV			65	12	39	2.24	37.84	-	927.83	12	12	-	-
DEC			54	-1	26	0.75	38.59	-	927.85	-	-	-	-
<b>2025</b>													
JAN	1/7/25		54	-12	21	0.16	0.16	-	927.78	-	-	-	-
FEB			55	-12	22	0.77	0.93	-	927.76	-	-	-	-