

MEMO

TO: Town of Delavan Lake Committee
FROM: Delavan Lake Sanitary District
RE: DLSD Lake Management Activities for December
DATE: December 31, 2019

LAKE MONITORING RECORDS

December Precipitation - 2.35 inches
Number of Run-off events - 1
Precipitation Year-to-date - 49.61 inches
Ice On Date - January 11, 2019
Ice Off Date - March 27, 2019

October Secchi Disc Readings: Maximum - 8.0 feet
Average - 6.3 feet

LAKE LEVEL

DNR Summer Lake Elevation Expectations - 927.86 feet
Average Lake Elevation - 927.58 feet

LAKE MANAGEMENT PROGRAM

Force main project is underway.

Force main work began starting at Blue Gill Lane and working east as part of the first phase.

Lift station #6 rehab work has begun with exterior valve repair completed.

Meetings with City of Delavan, Lake Lawn Lodge, and a developer is in progress for possible site development and lift station changes at Lift Station #11 and possible changes to Highway 50.

Continued efforts to evaluate possible healthy lake projects in Jackson Creek and inlet are being carefully evaluated and worked on.

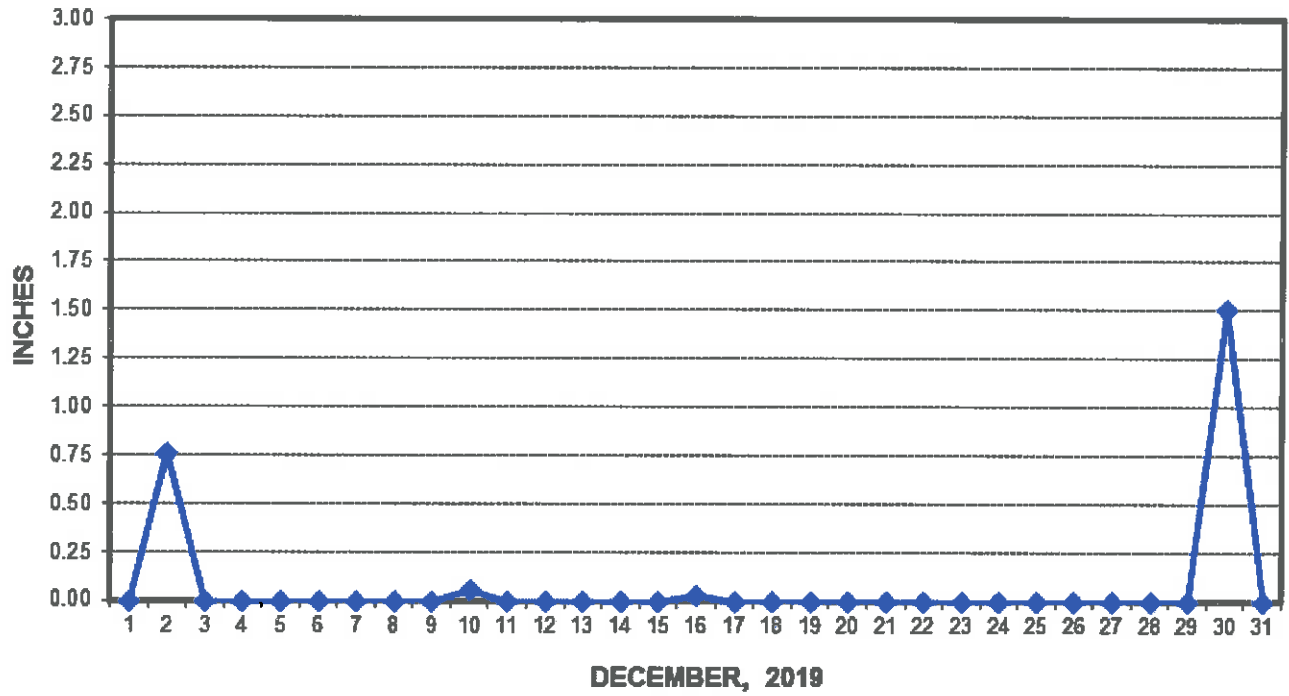
Lake will be drawn down about 4 to 6 inches to its winter elevations.

Meetings are scheduled with DNR for February to discuss future lake projects such as weed harvesting and dredging.

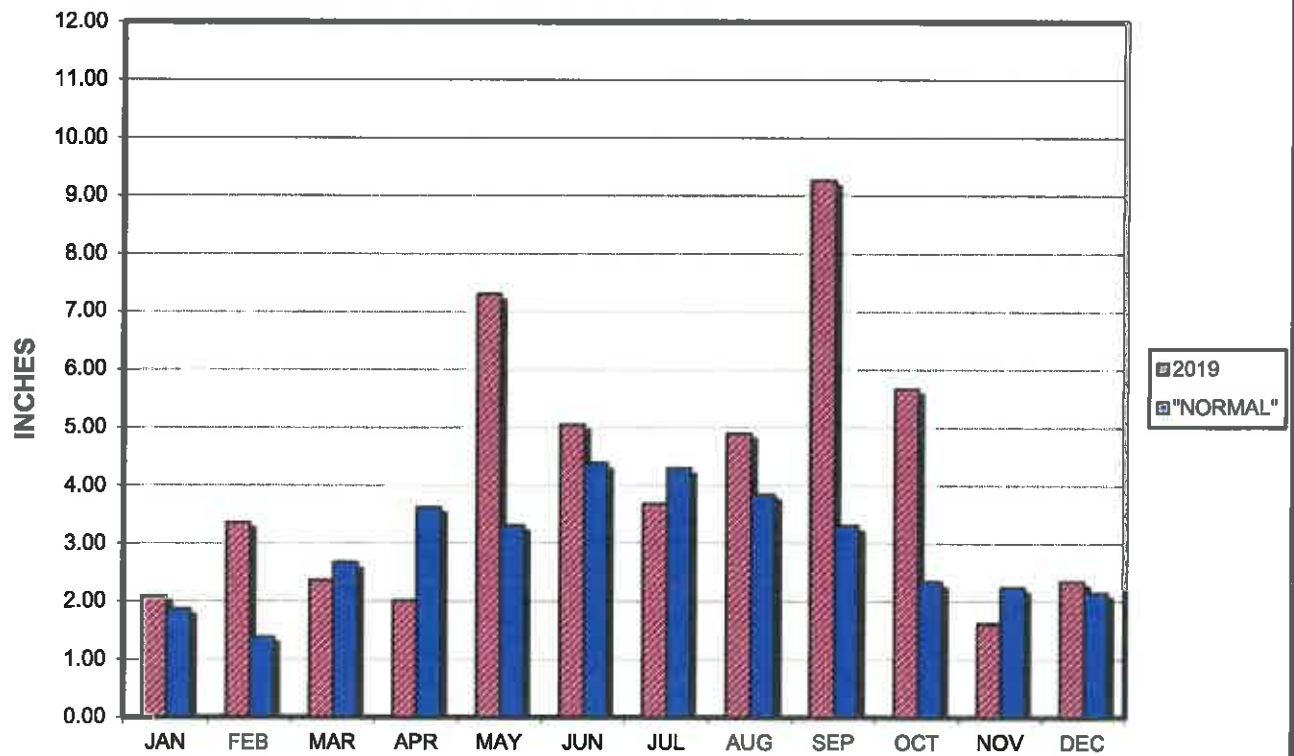
Desktops and servers are being upgraded to comply with Windows 10 environment and better accommodate wireless SCADA systems for monitoring 24/7/365.

Encl.: (3)

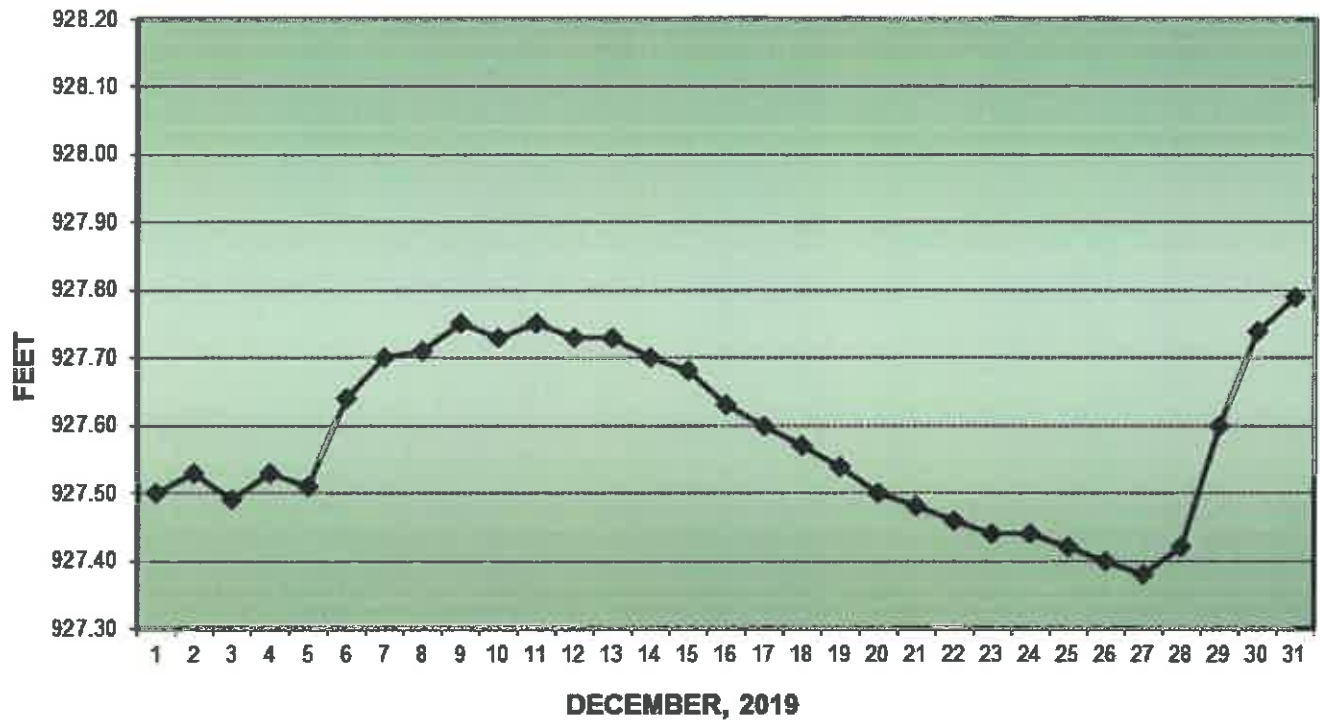
PRECIPITATION - DELAVAN LAKE, WI



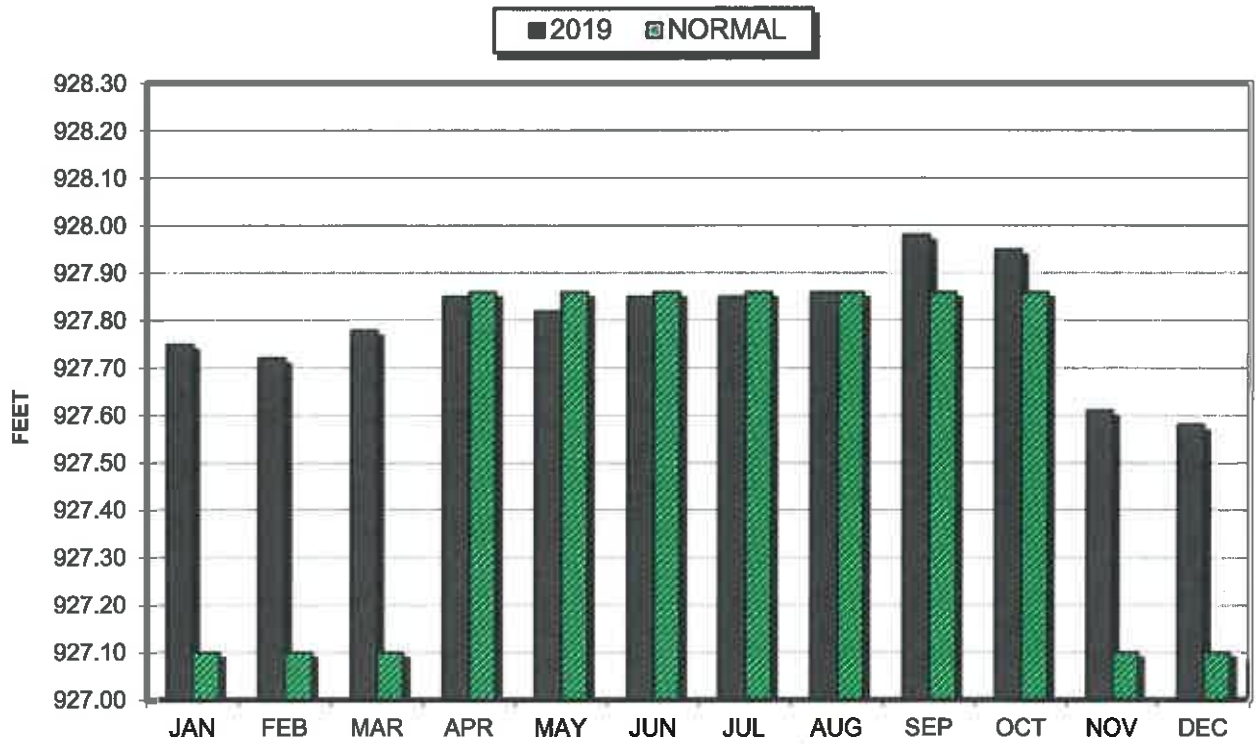
PRECIPITATION - DELAVAN LAKE, WI



LAKE ELEVATION - DELAVAN LAKE, WI



AVERAGE LAKE ELEVATION - DELAVAN LAKE, WI



**DATA SUMMARY
DELAVAN LAKE, WISCONSIN**

Month	Ice On Date	Ice Off Date	Air Temperature			Precipitation		Lake Water Temp.	Average Lake Elevation	Secchi Disc		Cubic Yards Harvested	
			Max.	Min.	Mean	Month (In Inches)	Yr to Date (In Inches)			Average (In Feet)	Maximum (In Feet)	Month	YTD
2017													
JAN			54	-2	26	2.49	2.49	-	927.71	-	-	-	-
FEB		2/24/17	68	10	39	2.53	5.02	-	927.61	-	-	-	-
MAR			75	11	32	2.88	7.90	-	927.66	-	-	-	-
APR			81	30	56	6.01	13.91	49	927.79	30.0	30.0	296	296
MAY			86	32	59	4.03	17.94	54	927.87	19.7	26.0	1047	1343
JUN			93	47	70	6.39	24.33	68	927.87	12.6	19.0	840	2183
JUL			89	54	72	7.18	31.51	76	928.22	5.9	10.0	1157	3340
AUG			84	44	64	1.64	33.15	73	927.87	6.2	7.0	113	3453
SEP			94	40	67	0.27	33.42	72	927.77	6.1	9.0	-	-
OCT			83	31	57	4.73	38.15	64	927.72	6.9	7.6	-	-
NOV			63	13	38	1.42	39.57	45	927.58	7.5	7.5	-	-
DEC	12/26/17		61	27	-7	0.10	39.67	-	927.64	-	-	-	-
2018													
JAN			54	-12	21	1.70	1.70	-	927.73	-	-	-	-
FEB			58	-11	24	1.83	3.53	-	927.81	-	-	-	-
MAR		3/24/18	57	15	36	0.76	4.29	-	927.54	-	-	-	-
APR			81	17	49	1.67	5.96	44	927.59	11.0	9.8	275	275
MAY			96	39	68	4.56	10.52	64	927.81	24.0	30.0	749	1024
JUN			93	47	70	7.53	18.05	70	928.00	7.5	11.0	1484	2508
JUL			91	52	72	2.11	20.16	78	927.80	7.5	11.4	1156	3664
AUG			91	53	72	6.95	27.11	78	927.85	6.8	7.5	531	4195
SEP			91	36	64	7.37	34.48	59	927.93	8.2	12.0	124	4319
OCT			86	24	55	5.54	40.02	57	927.94	6.4	8.5	-	-
NOV			52	15	34	1.50	41.52	-	927.80	-	-	-	-
DEC	12/10/18		50	11	31	2.14	43.66	-	927.71	-	-	-	-
2019													
JAN		1/8/19	50	-26	12	2.09	2.09	-	927.75	-	-	-	-
FEB			44	-4	20	3.35	5.44	-	927.72	-	-	-	-
MAR		3/27/19	62	-6	28	2.36	7.80	-	927.78	-	-	-	-
APR			79	19	49	2.01	9.81	42	927.86	11.0	11.5	112	112
MAY			80	34	57	7.29	17.10	59	927.82	23.8	26.0	695	807
JUN			92	46	69	5.05	22.15	69	927.85	15.3	20.0	1310	2117
JUL			92	54	73	3.68	25.83	78	927.85	9.0	12.5	1283	3400
AUG			87	51	69	4.89	30.72	78	927.86	7.3	8.5	359	3759
SEP			85	48	67	9.26	39.98	71	927.98	5.8	8.0	86	3845
OCT			76	23	50	5.66	45.64	58	927.95	6.3	8.0	-	-
NOV			53	5	24	1.62	47.26	-	927.63	-	-	-	-
DEC			55	6	25	2.35	49.61	-	927.58	-	-	-	-