

MEMO

TO: Town of Delavan Lake Committee
FROM: Delavan Lake Sanitary District
RE: DLSD Lake Management Activities for March
DATE: April 1, 2024

LAKE MONITORING RECORDS

March Precipitation – 5.31 inches
Number of Run-off events – 3
Precipitation Year-to-date – 8.11 inches
Ice On Date – January 15, 2024
Ice Off Date – February 27, 2024

December Secchi Disc Readings: Maximum – 30.0 feet
Average – 30.0 feet

LAKE LEVEL

DNR Summer Lake Elevation Expectations – 927.86 feet
Average Lake Elevation – 927.88 feet

LAKE MANAGEMENT PROGRAM

Lake spraying permit has been submitted to DNR and we are awaiting approval.

Modifications to the transport barge to increase stability for safety are in progress at Aquarius.

Aquarius is preparing a new duck weed mesh for the inlet.

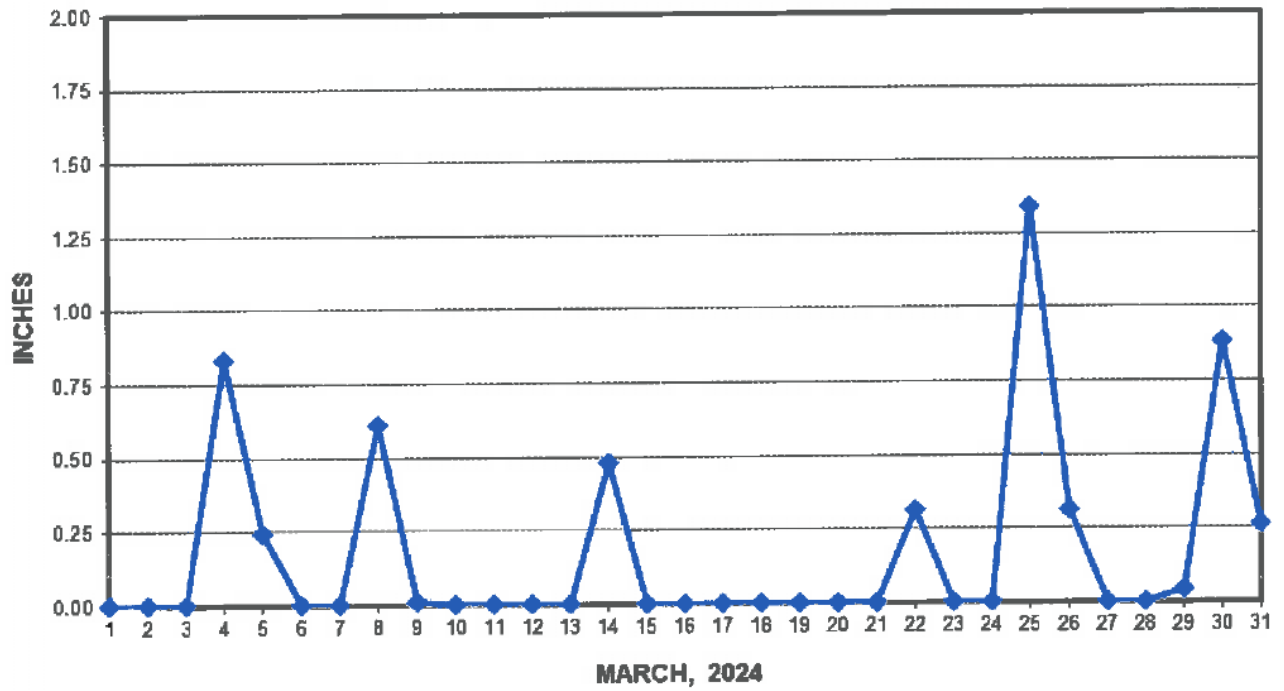
Harvester maintenance continues and is coming to an end to prepare for spring launch.

Adam has been accepted into Lake Leaders for Crew 15.

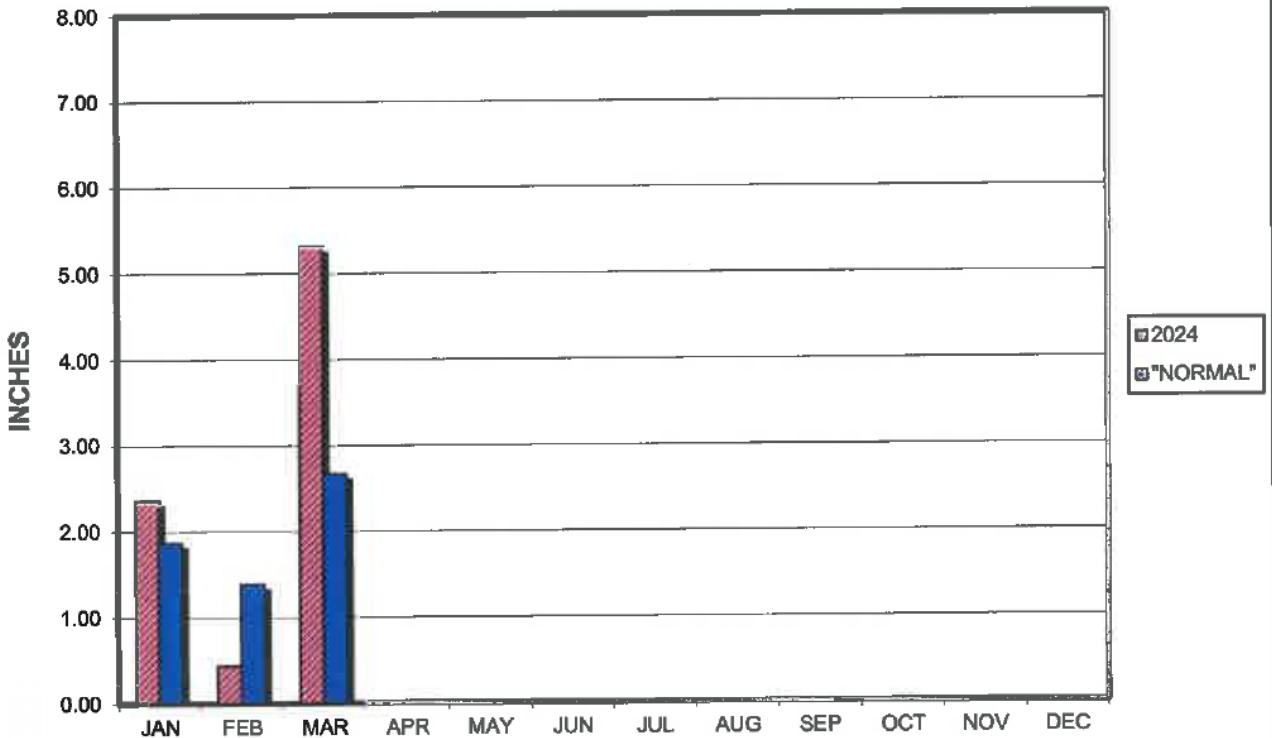
Onterra has begun preliminary work for the upcoming plant survey to be conducted this summer.

Encl.: (3)

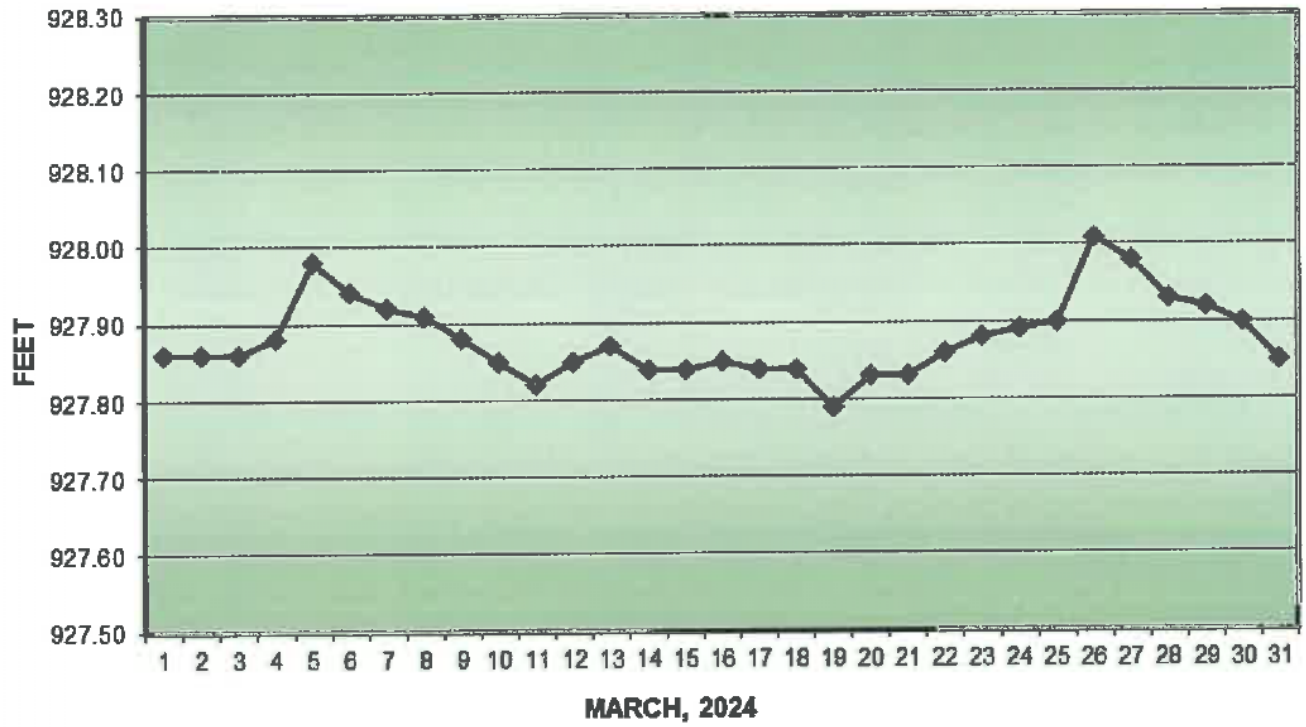
PRECIPITATION - DELAVAN LAKE, WI



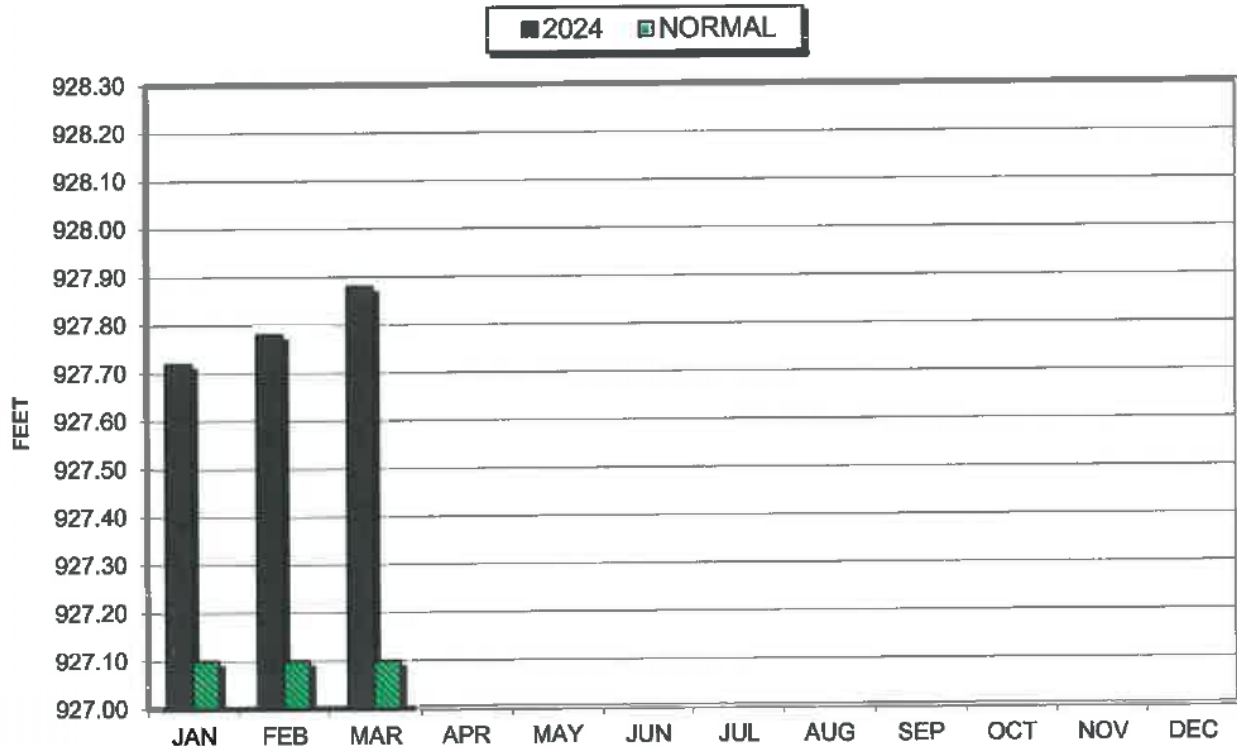
PRECIPITATION - DELAVAN LAKE, WI



LAKE ELEVATION - DELAVAN LAKE, WI



AVERAGE LAKE ELEVATION - DELAVAN LAKE, WI



**DATA SUMMARY
DELAVAN LAKE, WISCONSIN**

| Month | Ice On Date | Ice Off Date | Air Temperature | | | Precipitation | | Lake Water Temp. | Average Lake Elevation | Secchi Disc | | Cubic Yards Harvested | |
|-------------|-------------|--------------|-----------------|------|------|-------------------|------------------------|------------------|------------------------|-------------------|-------------------|-----------------------|------|
| | | | Max. | Min. | Mean | Month (In Inches) | Yr to Date (In Inches) | | | Average (In Feet) | Maximum (In Feet) | Month | YTD |
| 2022 | | | | | | | | | | | | | |
| JAN | 1/10/22 | | 40 | -18 | 11 | 0.63 | 0.63 | - | 927.72 | - | - | - | - |
| FEB | | | 49 | -3 | 23 | 0.77 | 1.40 | - | 927.70 | - | - | - | - |
| MAR | | 3/23/22 | 73 | 6 | 34 | 2.91 | 4.31 | - | 927.80 | - | - | - | - |
| APR | | | 81 | 24 | 52 | 5.05 | 9.36 | 42 | 927.88 | 20.0 | 20.0 | - | - |
| MAY | | | 91 | 33 | 62 | 2.42 | 11.78 | 62 | 927.90 | 12.7 | 20.0 | 387 | 387 |
| JUN | | | 98 | 47 | 72 | 2.21 | 13.99 | 74 | 927.87 | 9.7 | 13.0 | 2184 | 2571 |
| JUL | | | 90 | 52 | 71 | 2.98 | 16.97 | 79 | 927.68 | 8.7 | 10.0 | 1431 | 4002 |
| AUG | | | 92 | 52 | 72 | 4.28 | 21.25 | 79 | 927.60 | 6.6 | 9.0 | 1585 | 5587 |
| SEP | | | 85 | 35 | 60 | 7.51 | 28.76 | 59 | 927.85 | 6.7 | 7.0 | 305 | 5892 |
| OCT | | | 78 | 29 | 54 | 1.67 | 30.43 | - | 927.79 | - | - | 39 | 5931 |
| NOV | | | 75 | 9 | 42 | 1.23 | 31.66 | 51 | 927.77 | 12.3 | 15.0 | - | - |
| DEC | 12/19/22 | | 56 | -13 | 22 | 1.67 | 33.33 | - | 927.72 | - | - | - | - |
| 2023 | | | | | | | | | | | | | |
| JAN | | | 49 | -14 | 18 | 1.67 | 1.67 | - | 927.71 | - | - | - | - |
| FEB | | | 51 | -7 | 22 | 4.14 | 5.81 | - | 927.78 | - | - | - | - |
| MAR | | 3/10/23 | 69 | 9 | 39 | 2.89 | 8.70 | - | 927.81 | - | - | - | - |
| APR | | | 82 | 26 | 54 | 3.87 | 12.57 | 49 | 927.83 | 8.0 | 9.0 | 855 | 855 |
| MAY | | | 91 | 35 | 63 | 1.45 | 14.02 | 62 | 927.85 | 21.8 | 38.0 | 1553 | 2408 |
| JUN | | | 92 | 43 | 67 | 1.22 | 15.24 | 70 | 927.73 | 9.6 | 17.0 | 1558 | 3966 |
| JUL | | | 92 | 53 | 72 | 3.67 | 18.91 | 75 | 927.68 | 6.0 | 8.0 | 1620 | 5586 |
| AUG | | | 97 | 44 | 71 | 1.88 | 20.79 | 76 | 927.83 | 7.3 | 10.0 | 854 | 6440 |
| SEP | | | 93 | 42 | 68 | 3.78 | 24.57 | 68 | 927.75 | 8.7 | 12.0 | 146 | 6586 |
| OCT | | | 86 | 24 | 55 | 3.01 | 27.58 | - | 927.89 | - | - | - | - |
| NOV | | | 68 | 10 | 39 | 1.01 | 28.59 | - | 927.84 | - | - | - | - |
| DEC | | | 56 | 13 | 34 | 2.13 | 30.72 | - | 927.75 | - | 30.0 | - | - |
| 2024 | | | | | | | | | | | | | |
| JAN | 1/15/24 | | 38 | -16 | 11 | 2.36 | 2.36 | - | 927.72 | - | - | - | - |
| FEB | | 2/27/24 | 74 | 10 | 42 | 0.44 | 2.80 | - | 927.78 | - | - | - | - |
| MAR | | | 72 | 22 | 47 | 5.31 | 8.11 | - | 927.88 | - | - | - | - |