

## MEMO

TO: Town of Delavan Lake Committee  
FROM: Delavan Lake Sanitary District  
RE: DLSD Lake Management Activities for May  
DATE: June 3, 2024

### LAKE MONITORING RECORDS

May Precipitation – 5.93 inches  
Number of Run-off events – 1  
Precipitation Year-to-date – 17.69 inches  
Ice On Date – January 15, 2024  
Ice Off Date – February 27, 2024

December Secchi Disc Readings: Maximum – 30.0 feet  
Average – 30.0 feet

### LAKE LEVEL

DNR Summer Lake Elevation Expectations – 927.86 feet  
Average Lake Elevation – 927.95 feet

### LAKE MANAGEMENT PROGRAM

The lake spraying permit has been completed and spraying is completed in a few minor areas.

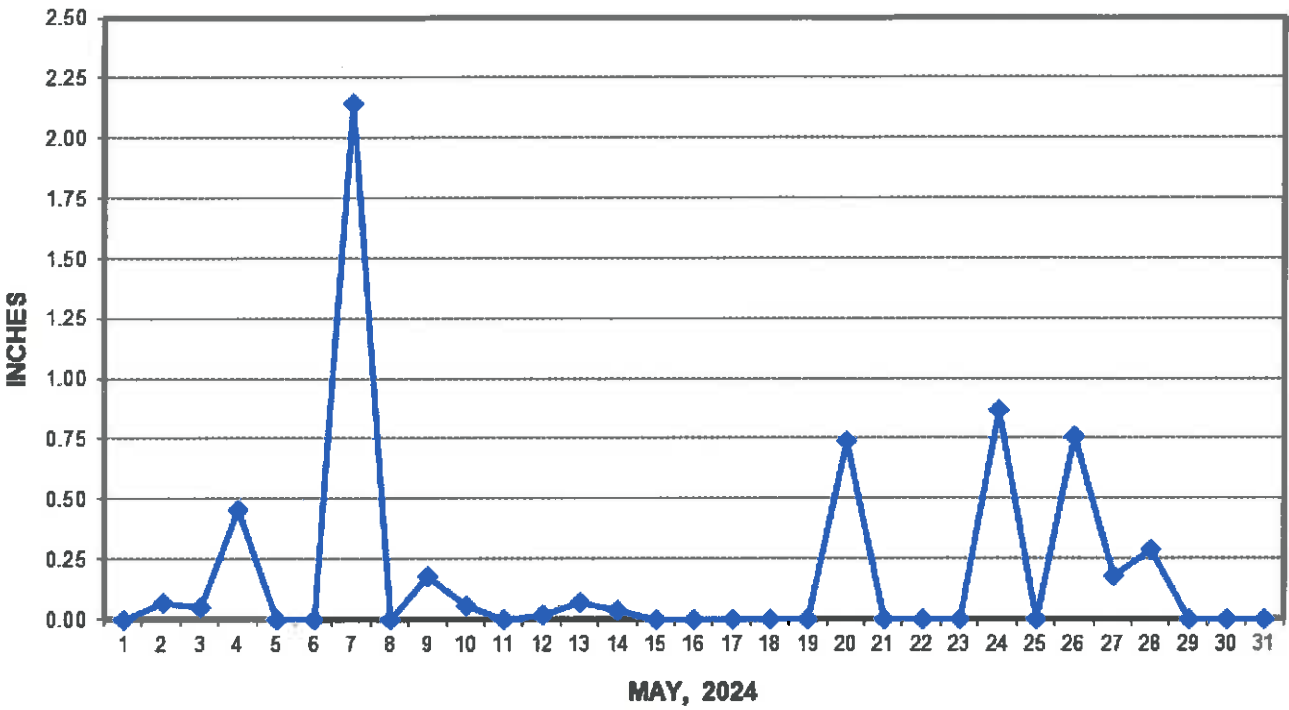
Modifications to the transport barge are complete and the barge has been launched.

Harvesters are launched and channel cutting began.

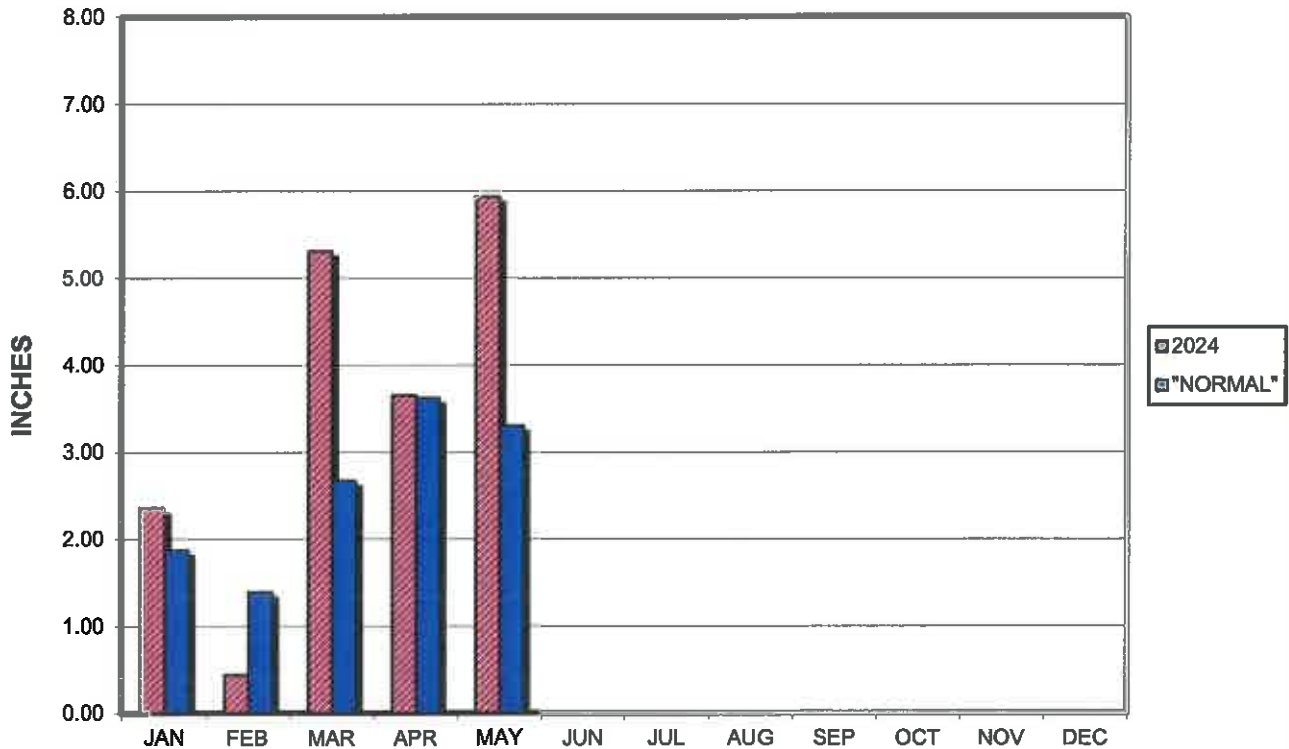
New improved experimental mesh is install on harvester to better catch algae and duck weed products.

Encl.: (3)

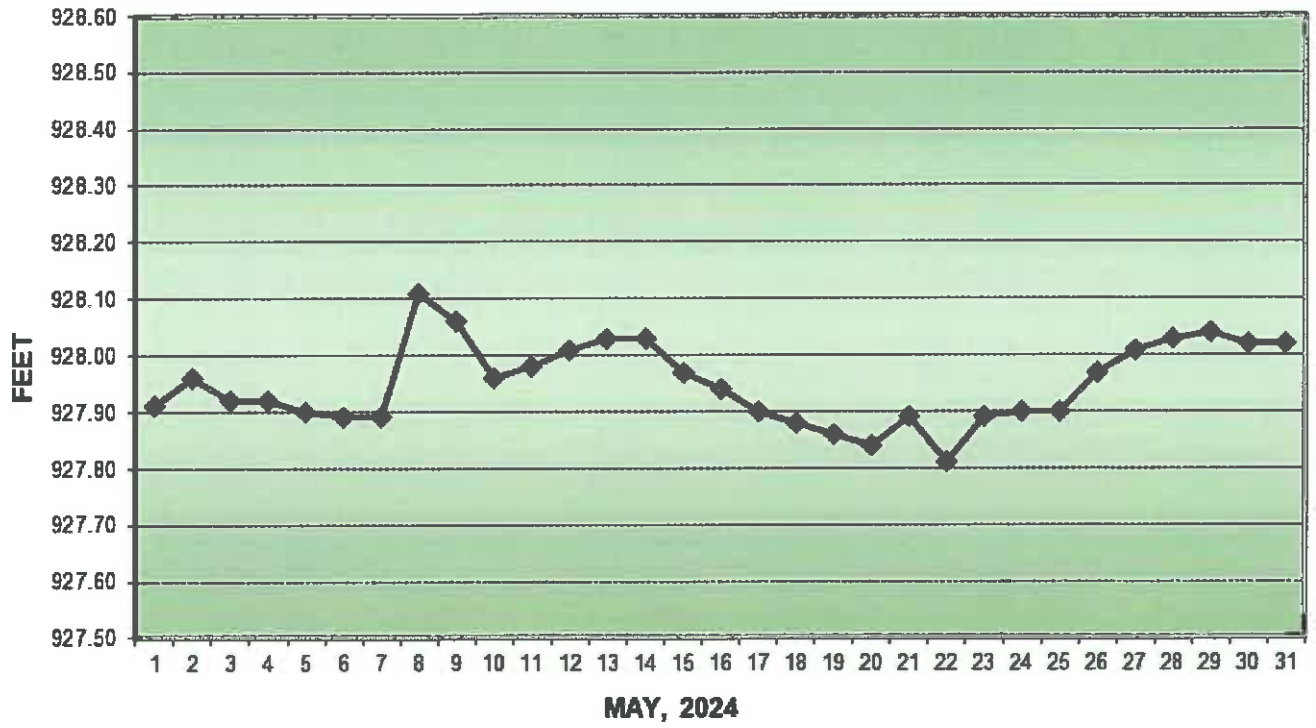
### PRECIPITATION - DELAVAN LAKE, WI



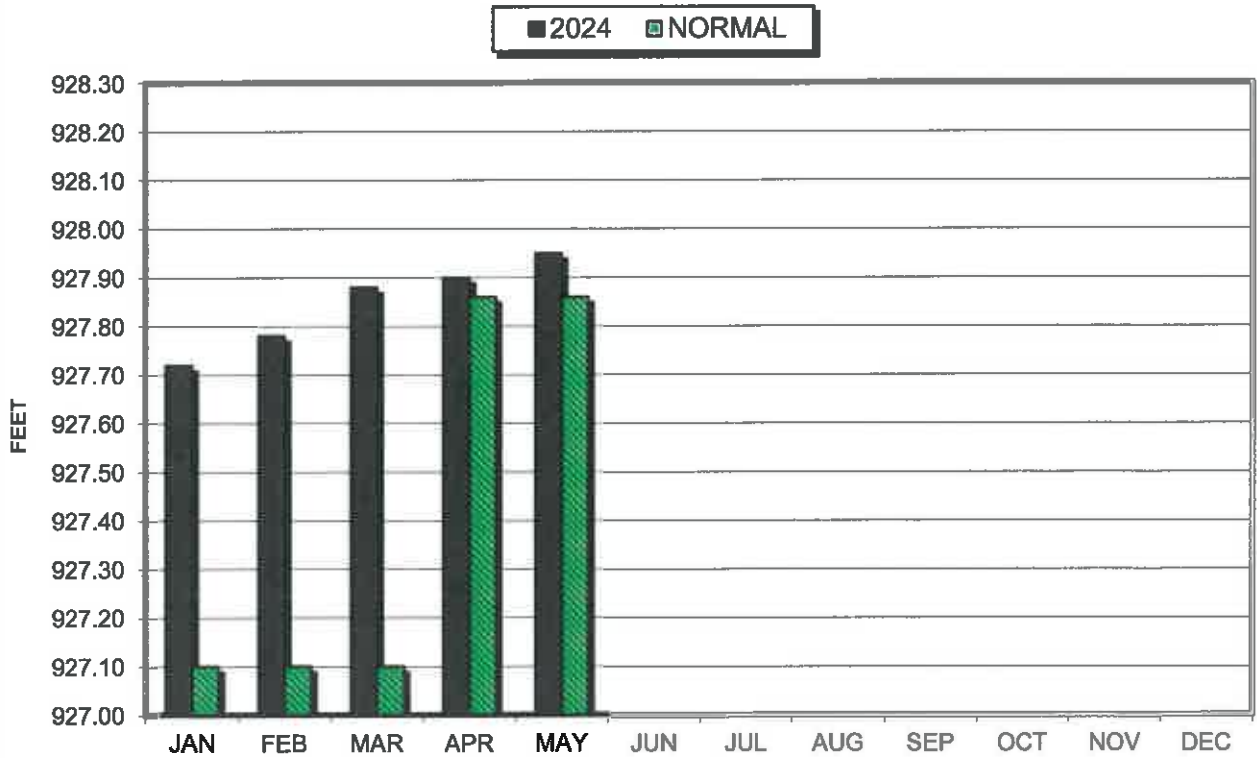
### PRECIPITATION - DELAVAN LAKE, WI



### LAKE ELEVATION - DELAVAN LAKE, WI



### AVERAGE LAKE ELEVATION - DELAVAN LAKE, WI



**DATA SUMMARY  
DELAVAN LAKE, WISCONSIN**

Month	Ice On Date	Ice Off Date	Air Temperature		Precipitation		Lake Water Temp.	Average Lake Elevation	Secchi Disc		Cubic Yards	
			Max.	Min.	Month (In Inches)	Yr to Date (In Inches)			Average (In Feet)	Maximum (In Feet)	Month	Harvested
<b>2022</b>												
JAN	1/10/22		40	-18	0.63	0.63	-	927.72	-	-	-	-
FEB			49	-3	0.77	1.40	-	927.70	-	-	-	-
MAR		3/23/22	73	6	2.91	4.31	-	927.80	-	-	-	-
APR			81	24	5.05	9.36	42	927.88	20.0	20.0	-	-
MAY			91	33	2.42	11.78	62	927.90	12.7	20.0	387	387
JUN			98	47	2.21	13.99	74	927.87	9.7	13.0	2184	2571
JUL			90	52	2.98	16.97	79	927.68	8.7	10.0	1431	4002
AUG			92	52	4.28	21.25	79	927.60	6.6	9.0	1585	5587
SEP			85	35	7.51	28.76	59	927.85	6.7	7.0	305	5892
OCT			78	29	1.67	30.43	-	927.79	-	-	39	5931
NOV			75	9	1.23	31.66	51	927.77	12.3	15.0	-	-
DEC	12/19/22		56	-13	1.67	33.33	-	927.72	-	-	-	-
<b>2023</b>												
JAN			49	-14	1.67	1.67	-	927.71	-	-	-	-
FEB			51	-7	4.14	5.81	-	927.78	-	-	-	-
MAR		3/10/23	69	9	2.89	8.70	-	927.81	-	-	-	-
APR			82	26	3.87	12.57	49	927.83	8.0	9.0	-	-
MAY			91	35	1.45	14.02	62	927.85	21.8	38.0	855	855
JUN			92	43	1.22	15.24	70	927.73	9.6	17.0	1553	2408
JUL			92	53	3.67	18.91	75	927.68	6.0	8.0	1558	3966
AUG			97	44	1.88	20.79	76	927.83	7.3	10.0	1620	5586
SEP			93	42	3.78	24.57	68	927.75	8.7	12.0	854	6440
OCT			86	24	3.01	27.58	-	927.89	-	-	146	6586
NOV			68	10	1.01	28.59	-	927.84	-	-	-	-
DEC			56	13	2.13	30.72	-	927.75	-	30.0	-	-
<b>2024</b>												
JAN	1/15/24		38	-16	2.36	2.36	-	927.72	-	-	-	-
FEB		2/27/24	74	10	0.44	2.80	-	927.78	-	-	-	-
MAR			72	22	5.31	8.11	-	927.88	-	-	-	-
APR			82	28	3.65	11.76	-	927.90	-	-	-	-
MAY			87	44	5.93	17.69	67	927.95	18.2	28.0	466	466