

MEMO

TO: Town of Delavan Lake Committee
FROM: Delavan Lake Sanitary District
RE: DLSD Lake Management Activities for August
DATE: September 2, 2024

LAKE MONITORING RECORDS

August Precipitation – 2.93 inches
Number of Run-off events – 0
Precipitation Year-to-date – 32.49 inches
Ice On Date – January 15, 2024
Ice Off Date – February 27, 2024

August Secchi Disc Readings: Maximum – 7.0 feet
Average – 7.0 feet

LAKE LEVEL

DNR Summer Lake Elevation Expectations – 927.86 feet
Average Lake Elevation – 927.86 feet

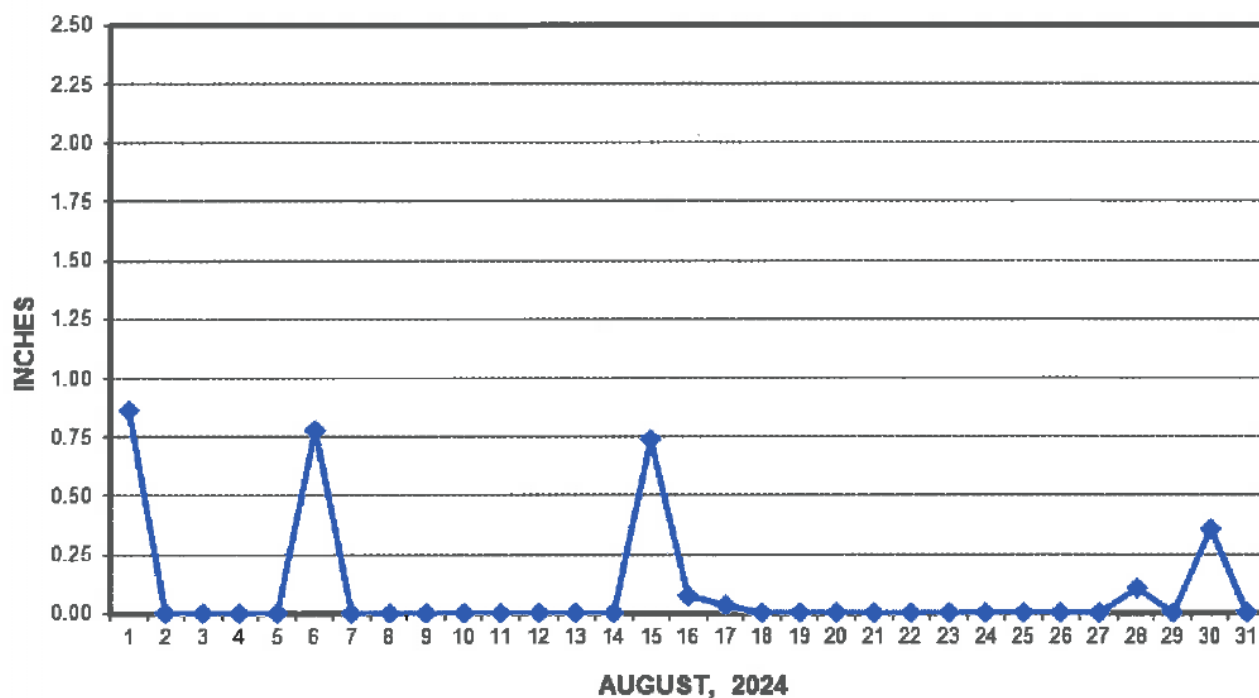
LAKE MANAGEMENT PROGRAM

Most of the harvesting crew has returned to school for the year and harvesting continues in problem areas.

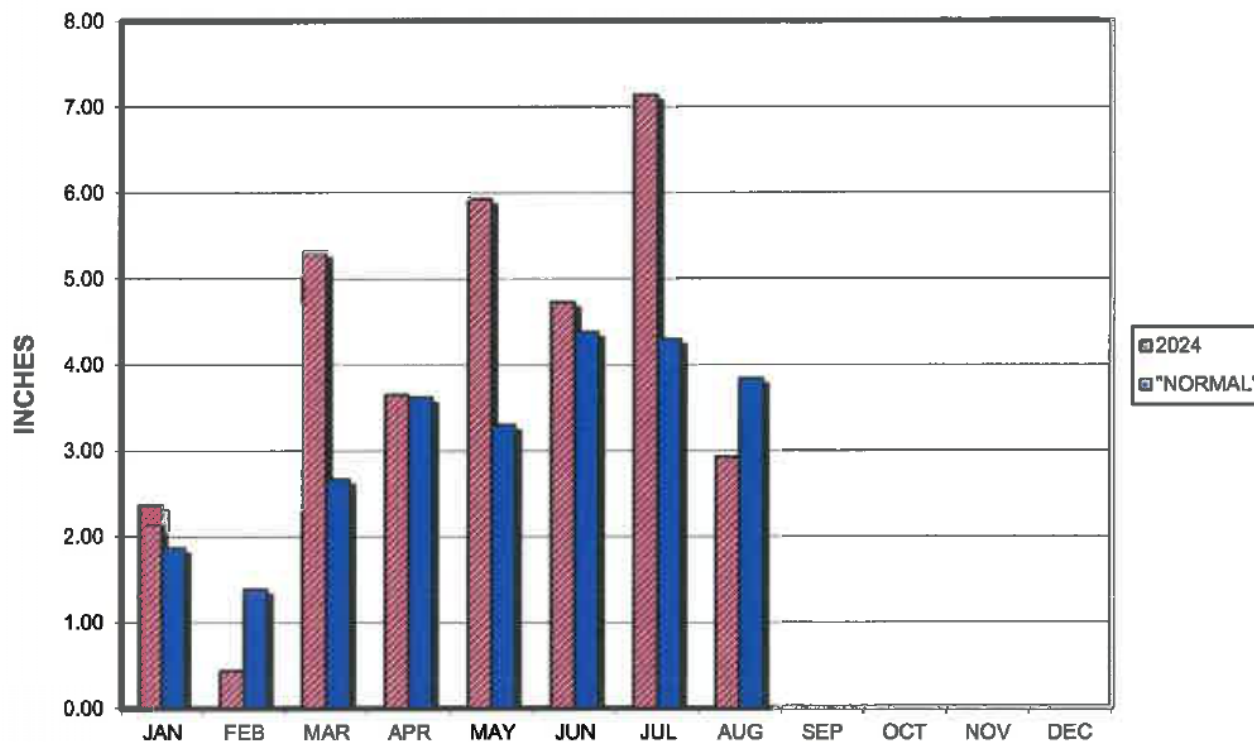
Lift Station #2A project received delays and will now start after Labor Day.

Encl.: (3)

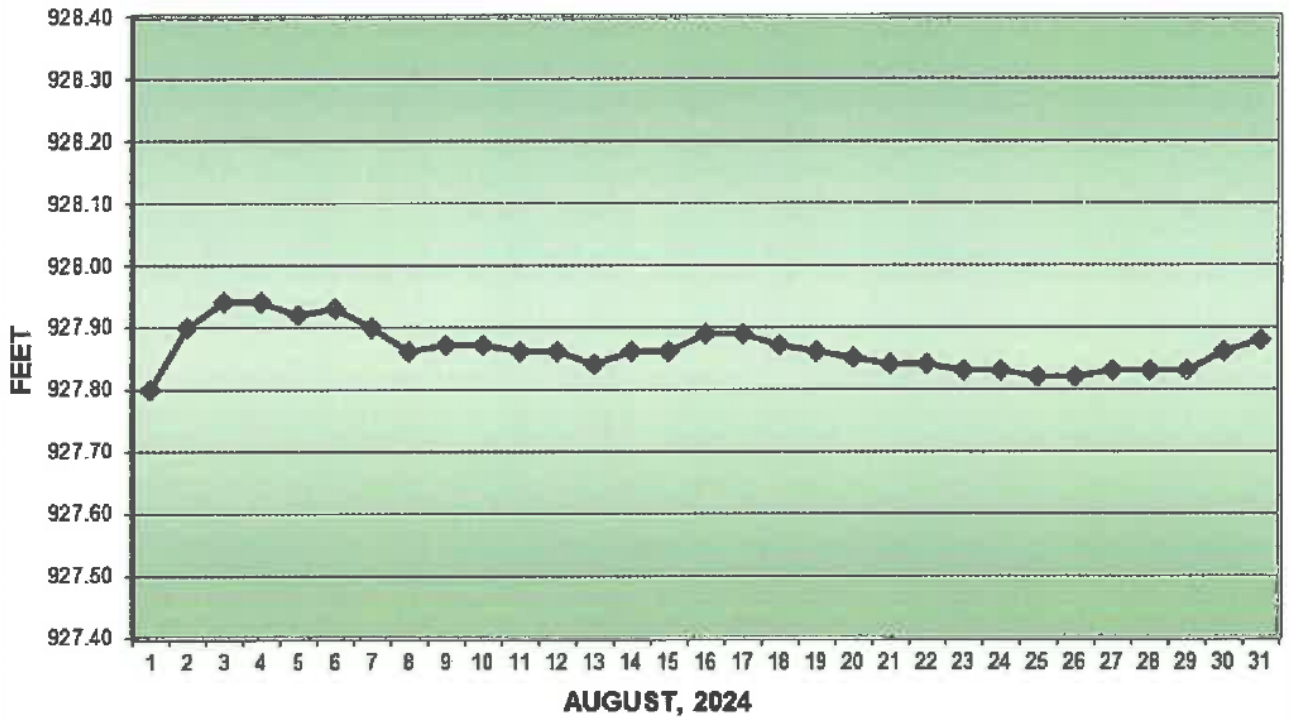
PRECIPITATION - DELAVAN LAKE, WI



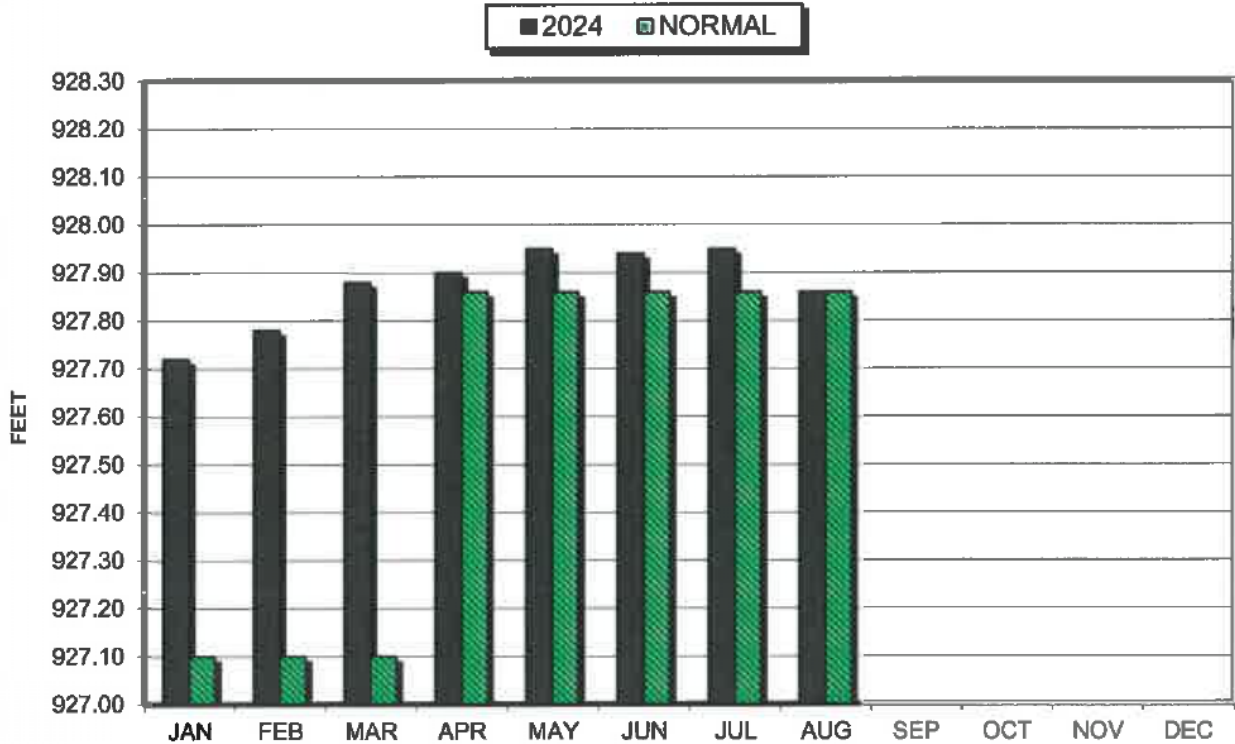
PRECIPITATION - DELAVAN LAKE, WI



LAKE ELEVATION - DELAVAN LAKE, WI



AVERAGE LAKE ELEVATION - DELAVAN LAKE, WI



**DATA SUMMARY
DELAVAN LAKE, WISCONSIN**

Month	Ice On Date	Ice Off Date	Air Temperature		Precipitation		Lake Water Temp.	Average Lake Elevation	Secchi Disc		Cubic Yards Harvested	
			Max.	Min.	Mean	Month (In Inches)			Yr to Date (In Inches)	Average (In Feet)	Maximum (In Feet)	Month
2022												
JAN	1/10/22		40	-18	11	0.63	0.63	927.72	-	-	-	-
FEB			49	-3	23	0.77	1.40	927.70	-	-	-	-
MAR		3/23/22	73	6	34	2.91	4.31	927.80	-	-	-	-
APR			81	24	52	5.05	9.36	927.88	20.0	20.0	387	387
MAY			91	33	62	2.42	11.78	927.90	12.7	20.0	2184	2571
JUN			98	47	72	2.21	13.99	927.87	9.7	13.0	1431	4002
JUL			90	52	71	2.98	16.97	927.68	8.7	10.0	1585	5587
AUG			92	52	72	4.28	21.25	927.60	6.6	9.0	305	5892
SEP			85	35	60	7.51	28.76	927.85	6.7	7.0	39	5931
OCT			78	29	54	1.67	30.43	927.79	-	-	-	-
NOV			75	9	42	1.23	31.66	927.77	12.3	15.0	-	-
DEC	12/19/22		56	-13	22	1.67	33.33	927.72	-	-	-	-
2023												
JAN			49	-14	18	1.67	1.67	927.71	-	-	-	-
FEB			51	-7	22	4.14	5.81	927.78	-	-	-	-
MAR		3/10/23	69	9	39	2.89	8.70	927.81	-	-	-	-
APR			82	26	54	3.87	12.57	927.83	8.0	9.0	855	855
MAY			91	35	63	1.45	14.02	927.85	21.8	38.0	1553	2408
JUN			92	43	67	1.22	15.24	927.73	9.6	17.0	1558	3966
JUL			92	53	72	3.67	18.91	927.68	6.0	8.0	1620	5586
AUG			97	44	71	1.88	20.79	927.83	7.3	10.0	854	6440
SEP			93	42	68	3.78	24.57	927.75	8.7	12.0	146	6586
OCT			86	24	55	3.01	27.58	927.89	-	-	-	-
NOV			68	10	39	1.01	28.59	927.84	-	-	-	-
DEC			56	13	34	2.13	30.72	927.75	-	30.0	-	-
2024												
JAN	1/15/24		38	-16	11	2.36	2.36	927.72	-	-	-	-
FEB		2/27/24	74	10	42	0.44	2.80	927.78	-	-	-	-
MAR			72	22	47	5.31	8.11	927.88	-	-	-	-
APR			82	28	55	3.65	11.76	927.90	-	-	-	-
MAY			87	44	65	5.93	17.69	927.95	18.2	28.0	466	466
JUN			94	47	70	4.73	22.42	927.94	7.6	15.0	1476	1942
JUL			91	50	71	7.14	29.56	927.95	6.0	6.0	2035	3977
AUG			95	48	71	2.93	32.49	927.86	7.0	7.0	1692	5669