

**DELAVAN LAKE SANITARY DISTRICT
ADMINISTRATOR'S REPORT
MARCH ACTIVITY 2019**

ADMINISTRATION

Lift Station #9 repair coupling was replaced.

Meeting with SEWRPC and DNR to discuss possibility of updating the total lake management plan and obtaining a cost to do so to present to the Town and DLSD. Grant opportunities to amend the plan are being researched.

Mobile WIN 911 SCADA call out system was upgrading to include text, web-based access and phone service.

2018 audit work is still in progress with the auditors.

Wisconsin Lakes convention will be attended by Charlie in Mr. Beers in Stevens Point in April.

Final approval of Shodeen's development sewer plans is completed and is in process to receive WALCOMET approvals.

DLSD is continuing efforts to work with 15 property owners to assist with a Healthy Lakes Grant for 2019.

Work will continue on the Brown's channel watershed area weather permitting.

DLSD has pursued a refurbishing grant to assist in the cost to rehab one more Harvester with updated engines and hydraulics for 2019.

Sanitary sewer force main project has been rescheduled for fall and winter of 2019/2020.

DNR advised us to observe Whitewater Lake Draw Down project to begin this July. The Lake will be drawn down for 2 years to address sediment issues and other aquatic plant and animal rehabilitation.

SEWER SYSTEM OPERATIONS

Building Sewer Connections

New Connections for the Month - 0
Reconnections for the Month - 0
Disconnections for the Month - 2
Total Number of Structures Connected to Date - 3,092
Total ERU Count for the Month - 4,008

Operation and Maintenance

Average March Daily Wastewater Flow to WalCoMet - 730,466 gallons
Peak March Flow - 1,820,808 gallons
Diggers Requests Marked for the Month - 40
Emergency Call Outs - 1

The following charts are attached: *Wastewater Flow comparison with Precipitation for March, 2019*
Average Daily Wastewater Flow comparison with Peak Flow
Precipitation comparison with "normal"
Wastewater Flow comparison with "normal"
Environmental Data Summary
Daily Lake Elevation for March, 2019
Lake Elevation comparison with "normal"

Lake Monitoring/Lake Level

Precipitation Total for the Month - 2.36 inches
Below Normal - .31 inches
Ice On Date - January 11, 2019
Ice Off Date - March 27, 2019
Secchi Disc Reading Main Lake - 7.5 feet on 10/25/18

See attached Lake Elevation Graph and Chart.

Lake Information

DNR Lake Level Goal - 927.86 feet
Average Lake Elevation - 927.78 feet
Number of Dam Inspections - 31

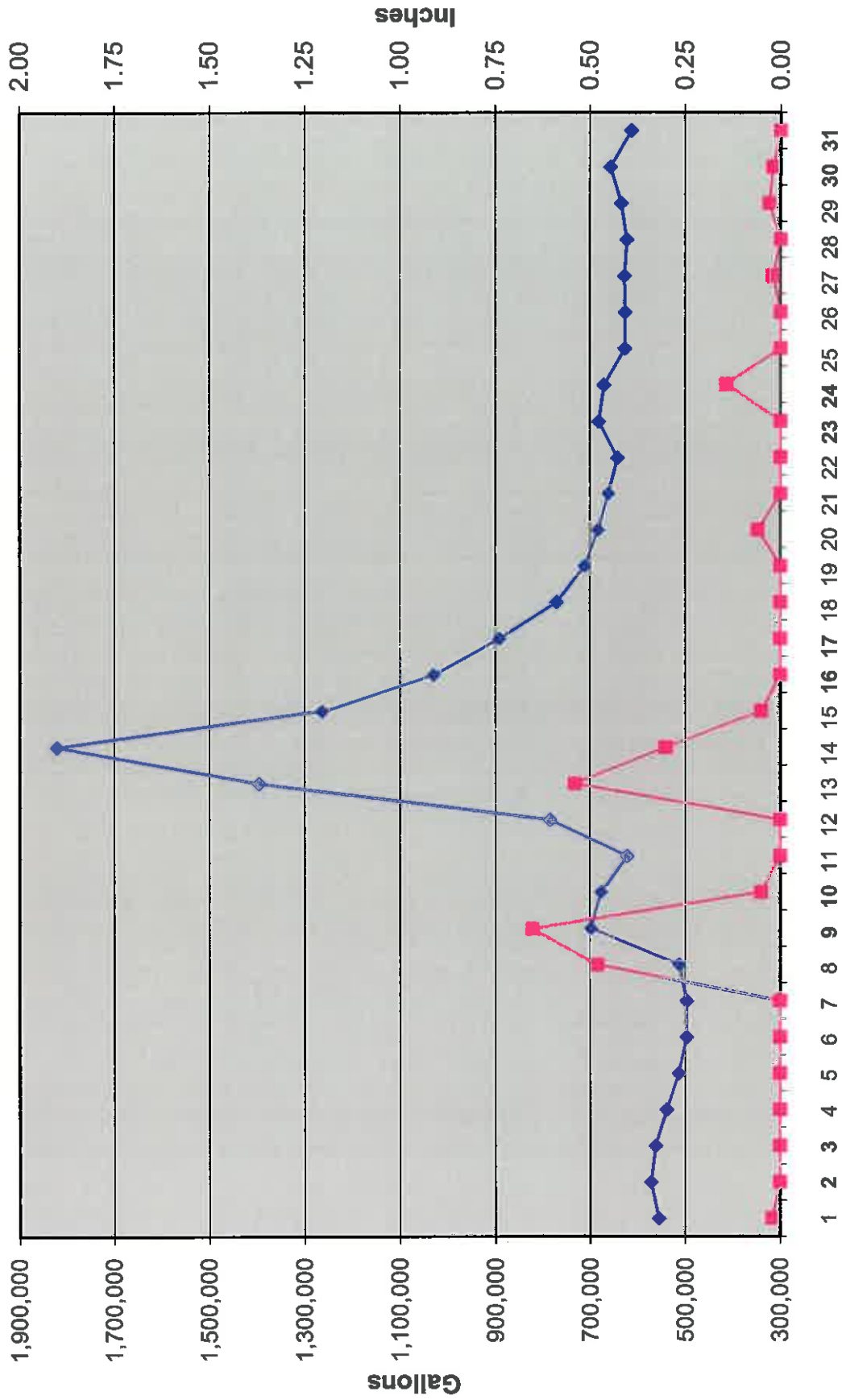
See attached Gate Setting Chart.

Lake Committee

The next meeting of the Lake Committee is scheduled for 7:00 P.M. on Wednesday, May 1, 2019 at the Town Hall.

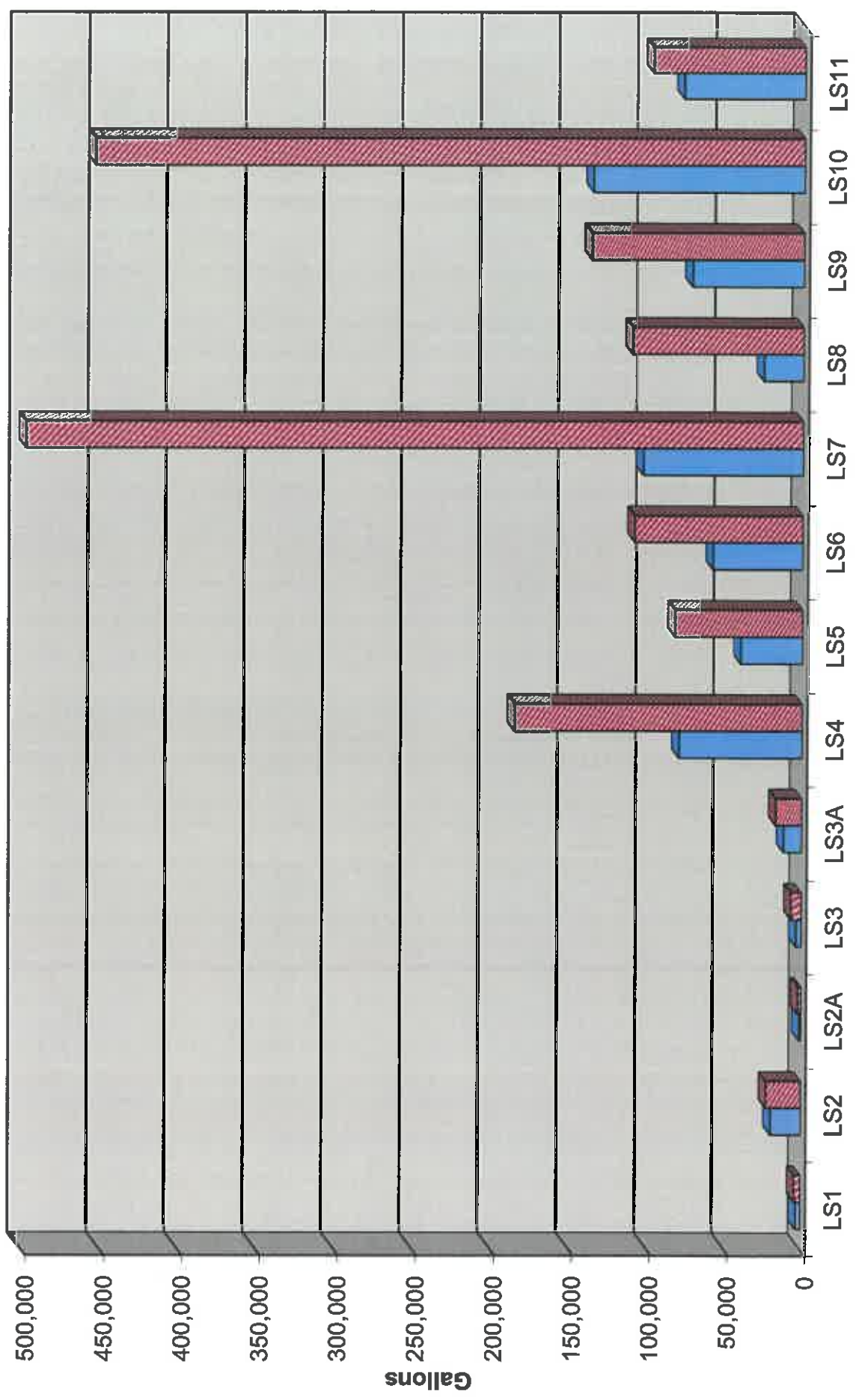
Attachments

Wastewater Flow/Precipitation - March, 2019

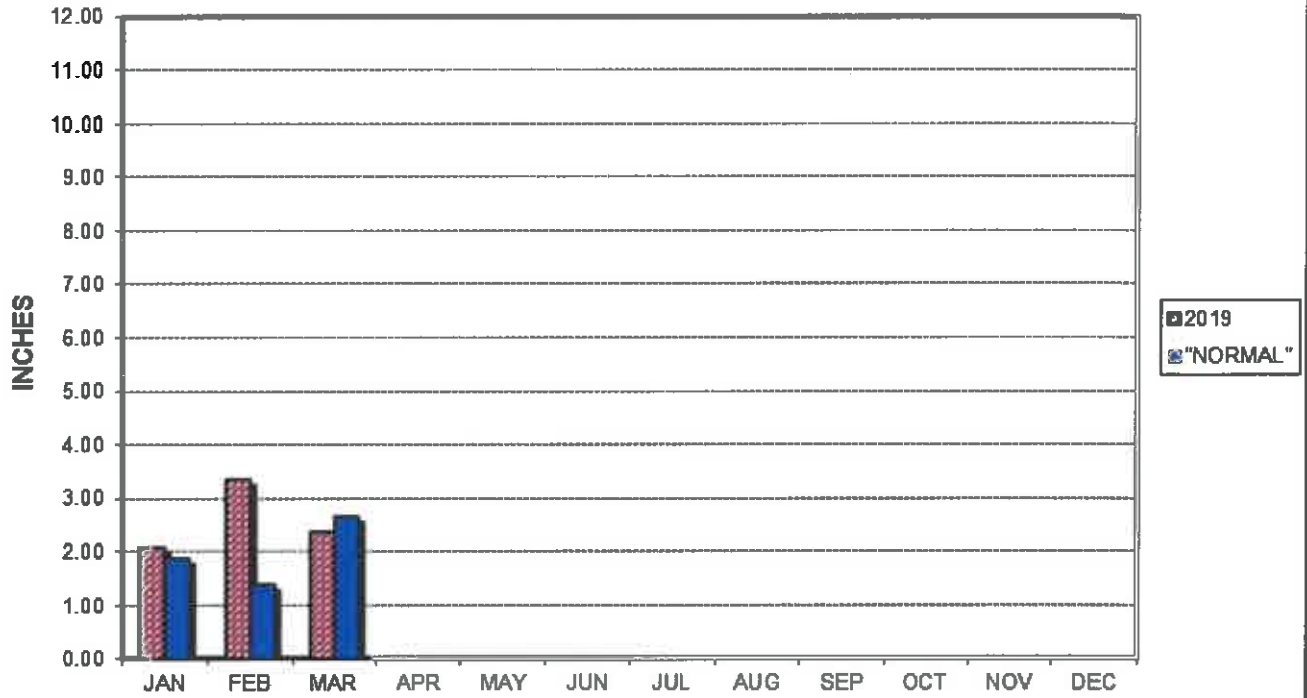


Average Daily Flow/Peak Flow by Area-March, 2019

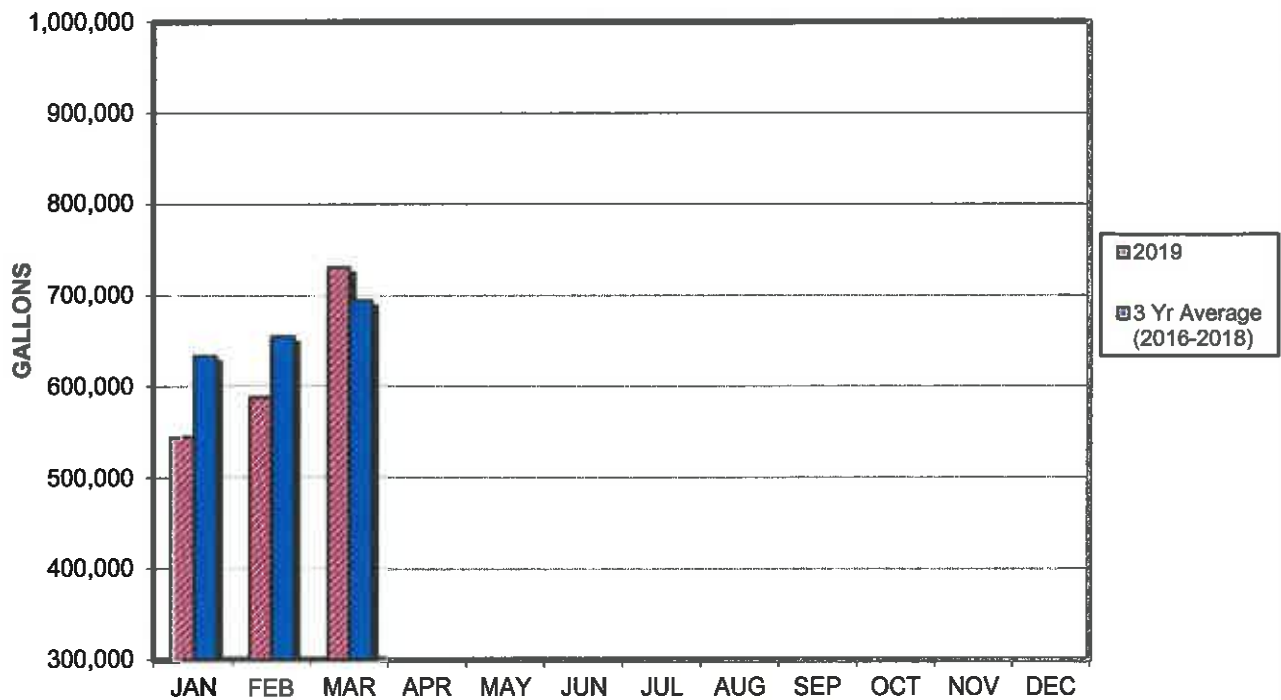
■ Average ■ Peak



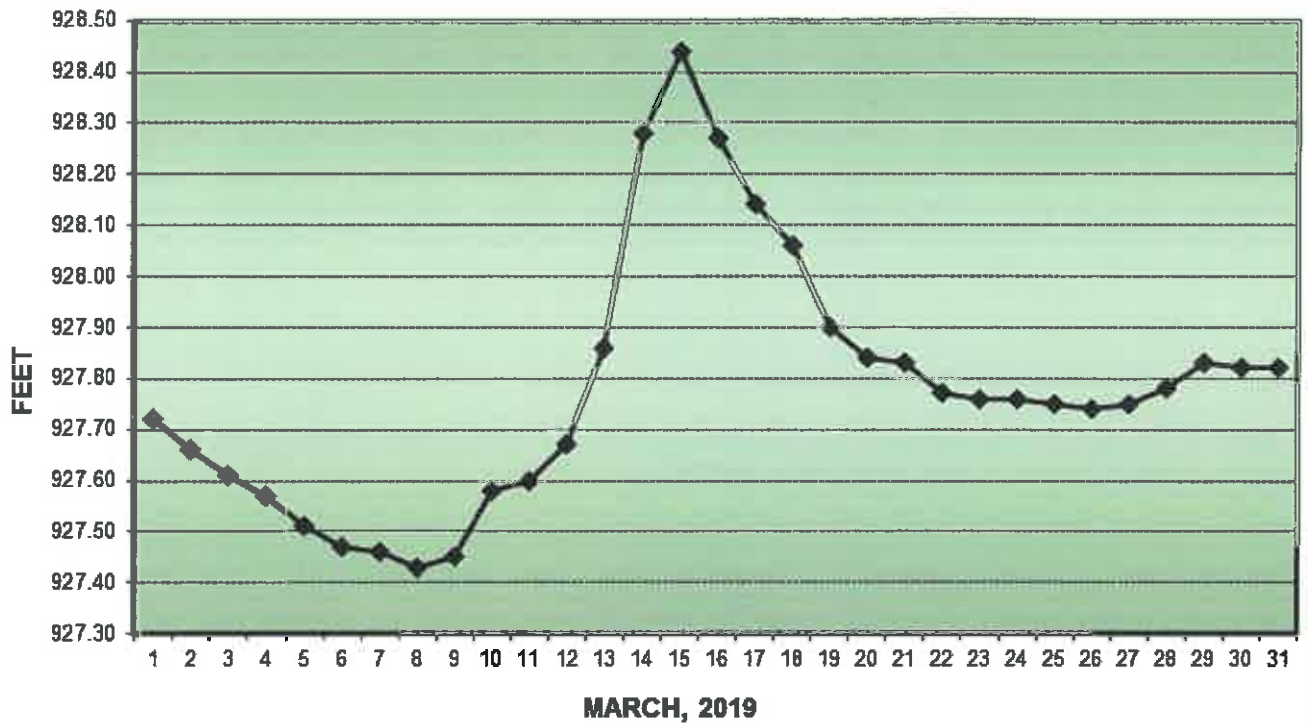
PRECIPITATION - DELAVAN LAKE, WI



AVERAGE WASTEWATER FLOWS



LAKE ELEVATION - DELAVAN LAKE, WI



AVERAGE LAKE ELEVATION - DELAVAN LAKE, WI

