

**DELAVAN LAKE SANITARY DISTRICT
ADMINISTRATOR'S REPORT
MARCH ACTIVITY 2020**

ADMINISTRATION

Force main project install is completed and now we wait for weather to wrap up landscaping

Lift Station #6 control panel and generator are replaced

Staff reviewed and add additional precautions when dealing with sewage to satisfy Coronavirus concerns.

Annual Audit is completed.

City of Delavan approved the development site plan for Lake Lawn Lodges proposed housing project.

2001 Vac Truck was sent in for more repairs.

Lift Station #10 has had numerous issues with starters and floats. Aging equipment seems to be the problem.

All training conferences in March, April and May have been canceled.

Research on dredging operations in progress.

COVID-19 related safety concerns have caused DLSD offices to now be closed to the public.

One on one meetings are by appointment only between the hours of 10AM and 2PM with proper pre-cautions.

Staff rotations and work at home efforts are in place to minimize contact and maintain distances to preserve the health and welfare of the staff during these pressing times dealing with a deadly COVID-19 outbreak through-out the world.

SEWER SYSTEM OPERATIONS

Building Sewer Connections

New Connections for the Month - 2
Reconnections for the Month – 0
Disconnections for the Month – 0
Total Number of Structures Connected to Date – 3,106
Total ERU Count for the Month – 4,012

Operation and Maintenance

Average March Daily Wastewater Flow to WalCoMet – 744,365 gallons
Peak March Flow – 1,204,310 gallons
Diggers Requests Marked for the Month – 206
Emergency Call Outs – 3

The following charts are attached: *Wastewater Flow comparison with Precipitation for March, 2020*
Average Daily Wastewater Flow comparison with Peak Flow
Precipitation comparison with “normal”
Wastewater Flow comparison with “normal”
Environmental Data Summary
Daily Lake Elevation for March, 2020
Lake Elevation comparison with “normal”

Lake Monitoring/Lake Level

Precipitation Total for the Month – 3.33 inches
Above Normal – .66 inches
Ice On Date – January 17, 2020
Ice Off Date – March 13, 2020
Secchi Disc Reading Main Lake – 5.5 feet on 9/30/2019

See attached Lake Elevation Graph and Chart.

Lake Information

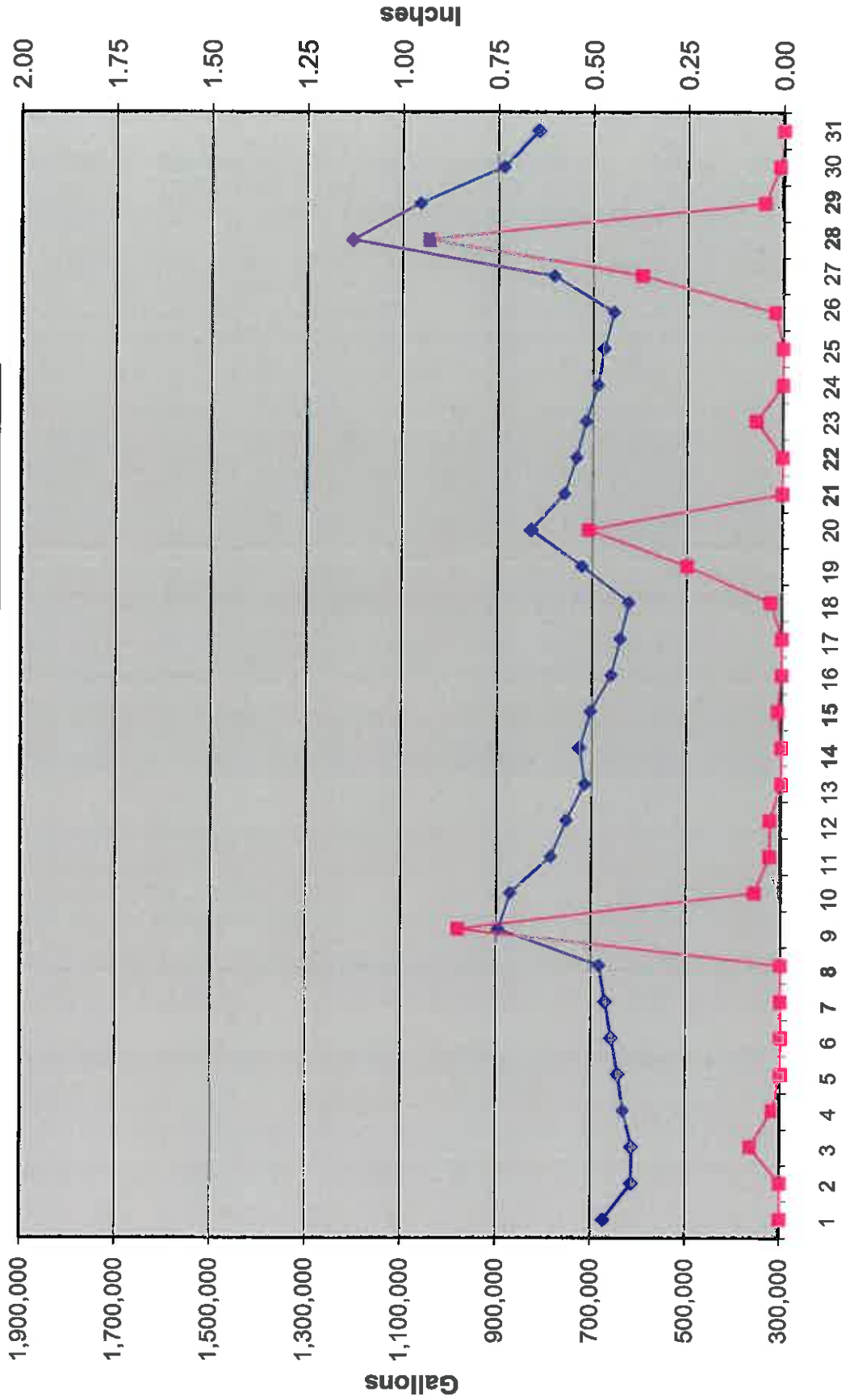
DNR Lake Level Goal – 927.86 feet
Average Lake Elevation – 927.66 feet
Number of Dam Inspections – 31

Lake Committee

The next meeting of the Lake Committee is scheduled for 7:00 P.M. on Wednesday, May 6, 2020 at the Town Hall.

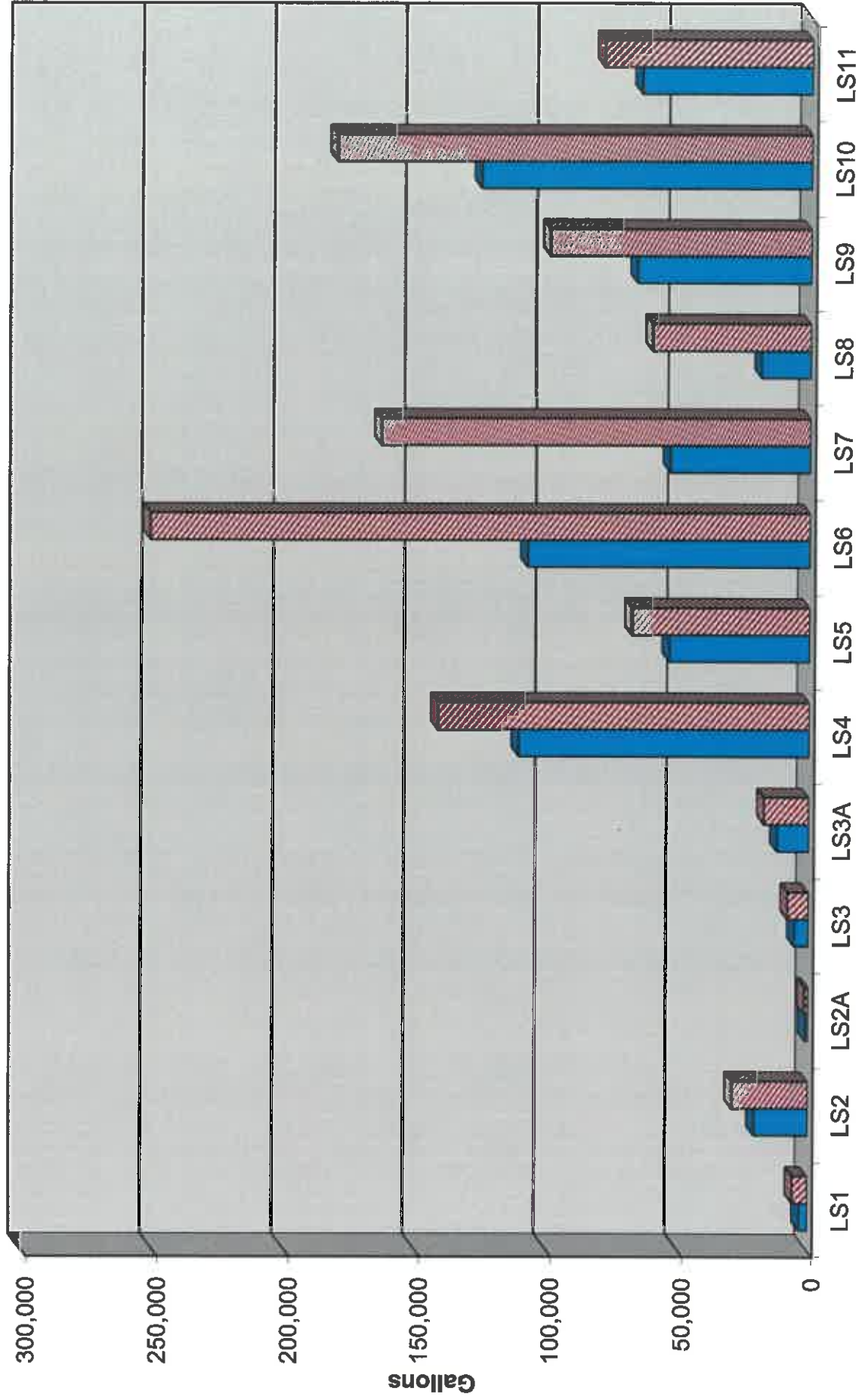
Attachments

Wastewater Flow/Precipitation - March, 2020

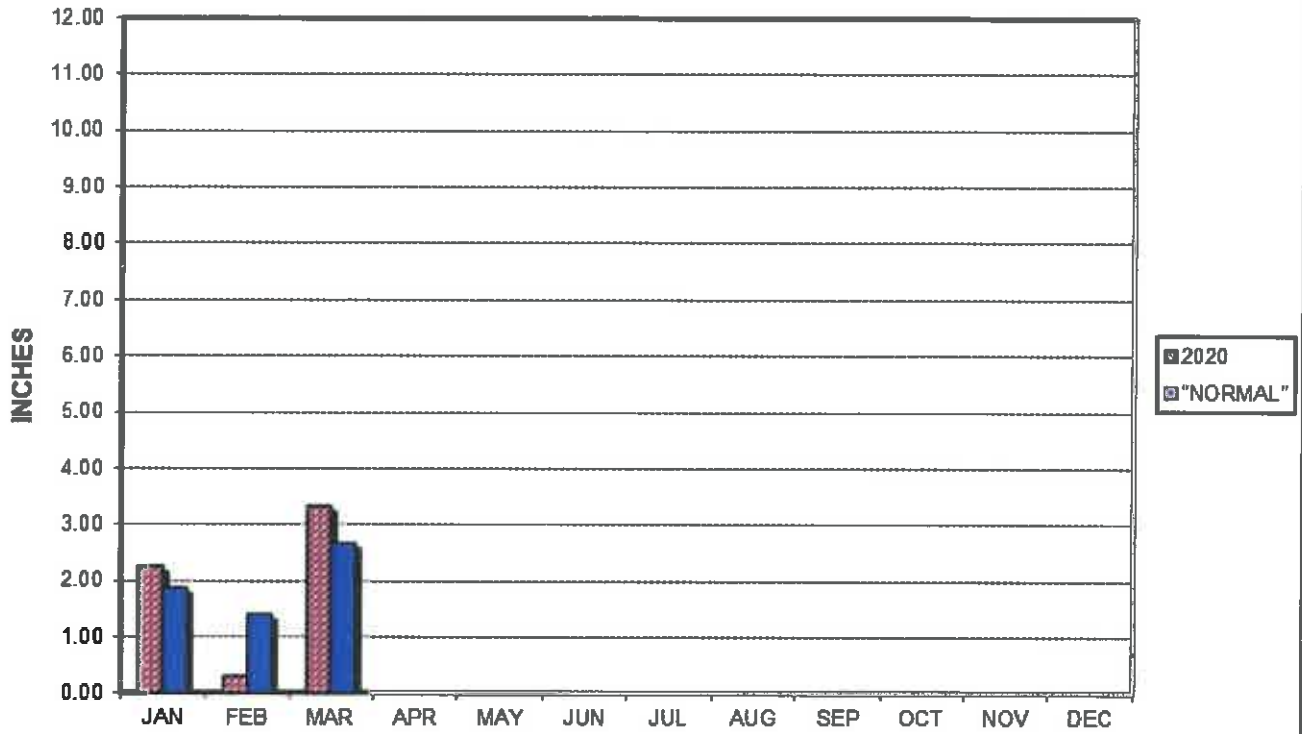


Average Daily Flow/Peak Flow by Area-March, 2020

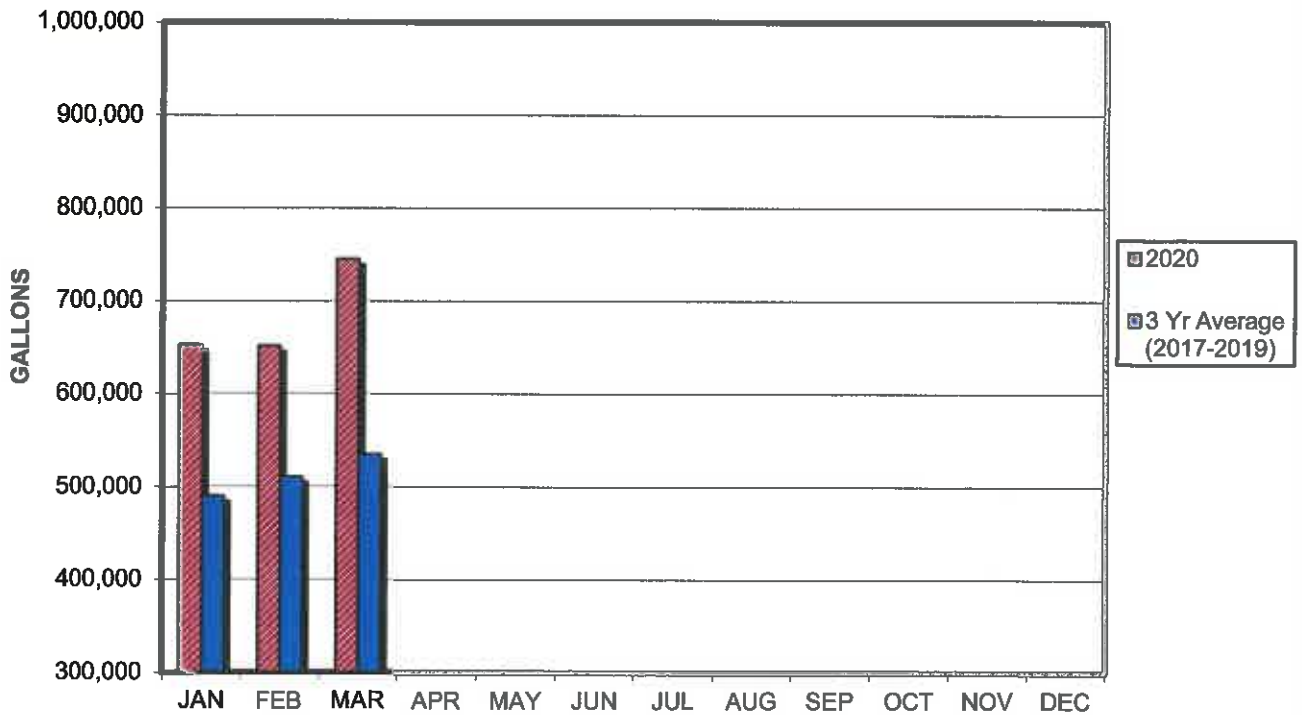
■ Average ■ Peak



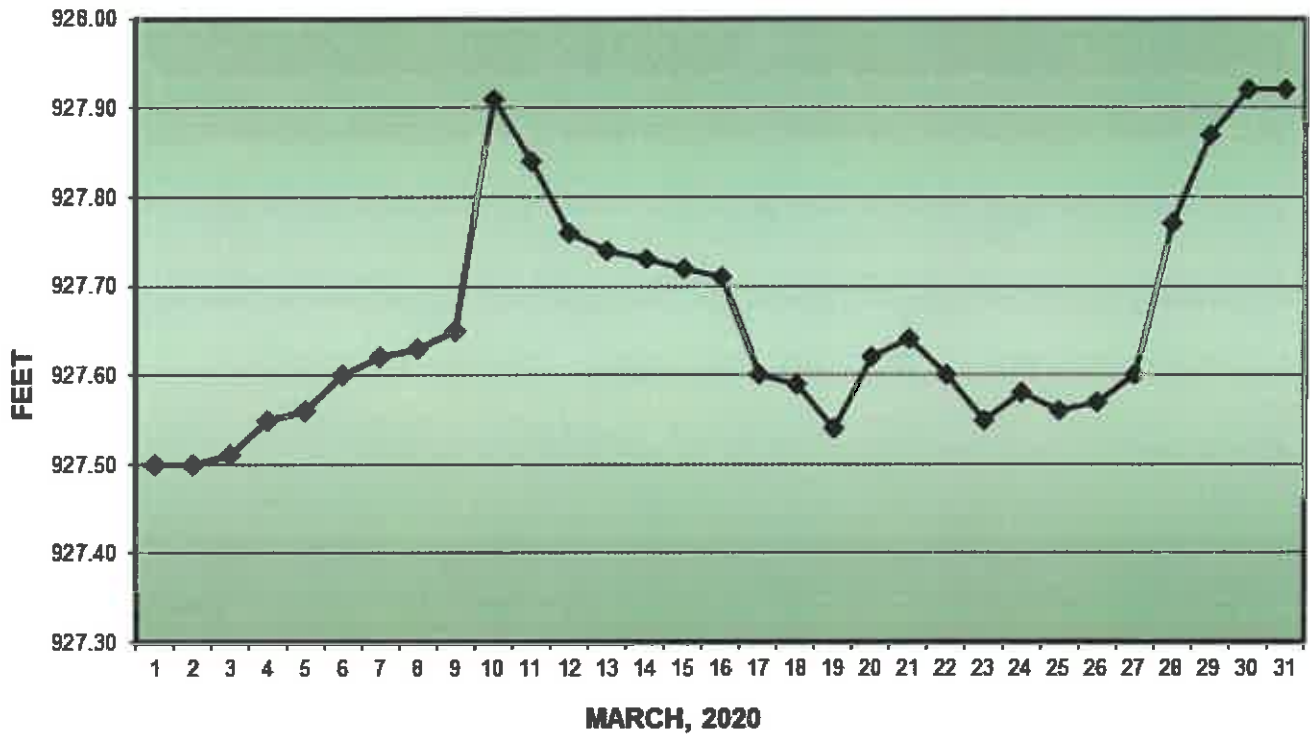
PRECIPITATION - DELAVAN LAKE, WI



AVERAGE WASTEWATER FLOWS



LAKE ELEVATION - DELAVAN LAKE, WI



AVERAGE LAKE ELEVATION - DELAVAN LAKE, WI

