

**DELAVAN LAKE SANITARY DISTRICT
ADMINISTRATOR'S REPORT
OCTOBER ACTIVITY 2019**

ADMINISTRATION

2020 Budget meetings are complete. Public Hearing set for November.

All harvesters are removed and are in the process to be winterized and repaired for spring.

Litigation is being sought regarding delinquent sewer bills.

Force main project to by-pass lift station #5 and also rehab Lift Station #6 has had pre-construction meetings and is set to start in early November.

Review on dredging equipment options are underway.

Discussion began with Berrini & Associates for lake dredging maintenance program details.

Special meetings are underway with the DNR regarding future projects and healthy lakes grant process.

SCADA system is upgrading to utilize cellular lines versus copper, due to the numerous copper line outages experienced.

Utility software is being upgraded from 1st generation to 4th generation software to better function on the future Windows environment that is changing.

Winter equipment is being prepared for the season forth coming.

1996 Fuel Truck ready to be sold.

Work has begun at Lift Station #6

Televising sewer mains underway and letters will be sent out to discovered violations.

SEWER SYSTEM OPERATIONS

Building Sewer Connections

New Connections for the Month - 0
Reconnections for the Month - 1
Disconnections for the Month - 1
Total Number of Structures Connected to Date - 3,102
Total ERU Count for the Month - 4,009

Operation and Maintenance

Average October Daily Wastewater Flow to WalCoMet - 904,173 gallons
Peak October Flow - 2,036,422 gallons
Diggers Requests Marked for the Month - 212
Emergency Call Outs - 0

The following charts are attached: *Wastewater Flow comparison with Precipitation for October, 2019*
Average Daily Wastewater Flow comparison with Peak Flow
Precipitation comparison with "normal"
Wastewater Flow comparison with "normal"
Environmental Data Summary
Daily Lake Elevation for October, 2019
Lake Elevation comparison with "normal"

Lake Monitoring/Lake Level

Precipitation Total for the Month - 5.66 inches
Above Normal - 3.32 inches
Ice On Date - January 11, 2019
Ice Off Date - March 27, 2019
Secchi Disc Reading Main Lake - 5.5 feet on 9/30/2019

See attached Lake Elevation Graph and Chart.

Lake Information

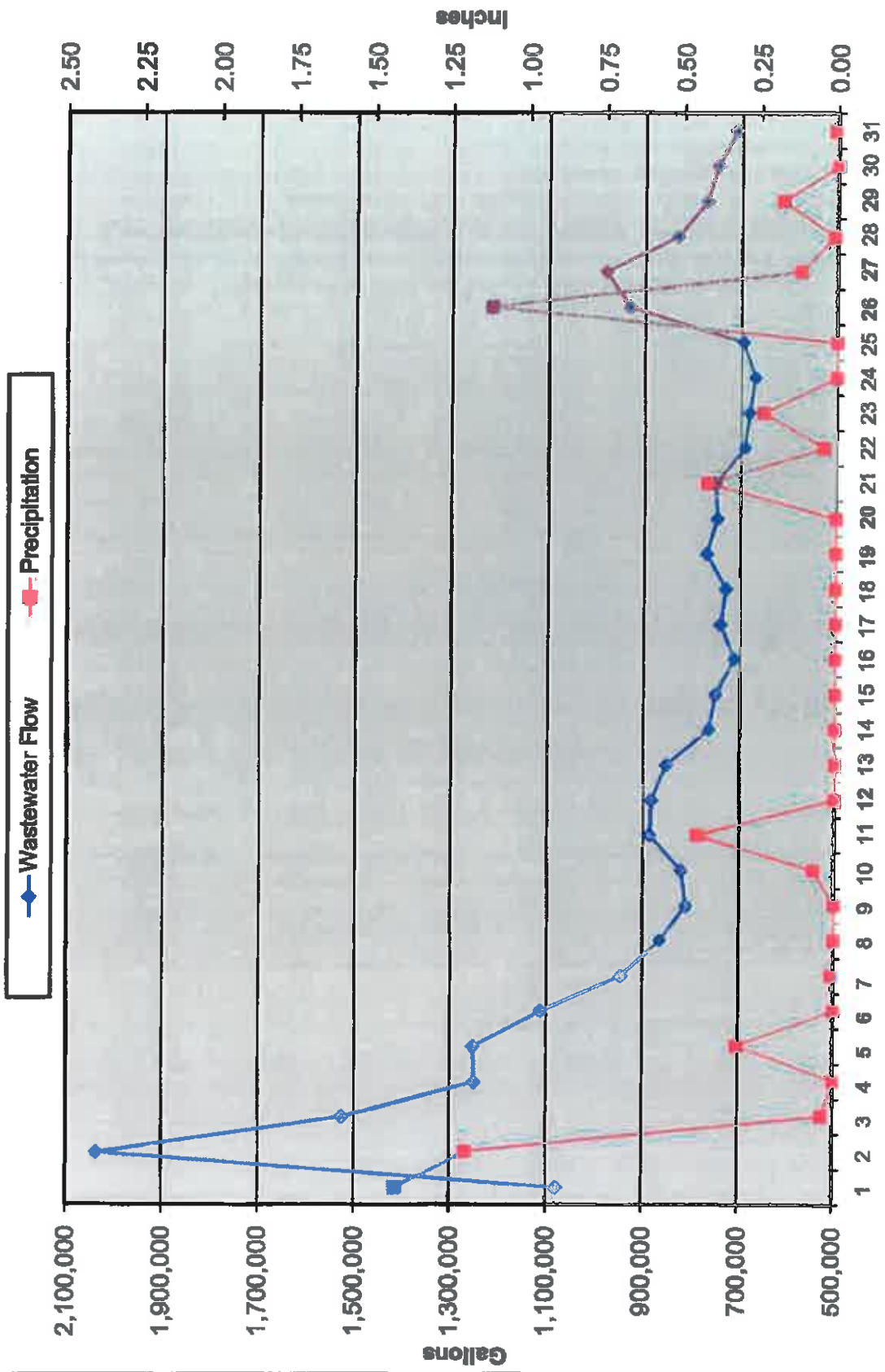
DNR Lake Level Goal - 927.86 feet
Average Lake Elevation - 927.95 feet
Number of Dam Inspections - 31

Lake Committee

The next meeting of the Lake Committee is scheduled for 7:00 P.M. on Wednesday, December 4, 2019 at the Town Hall.

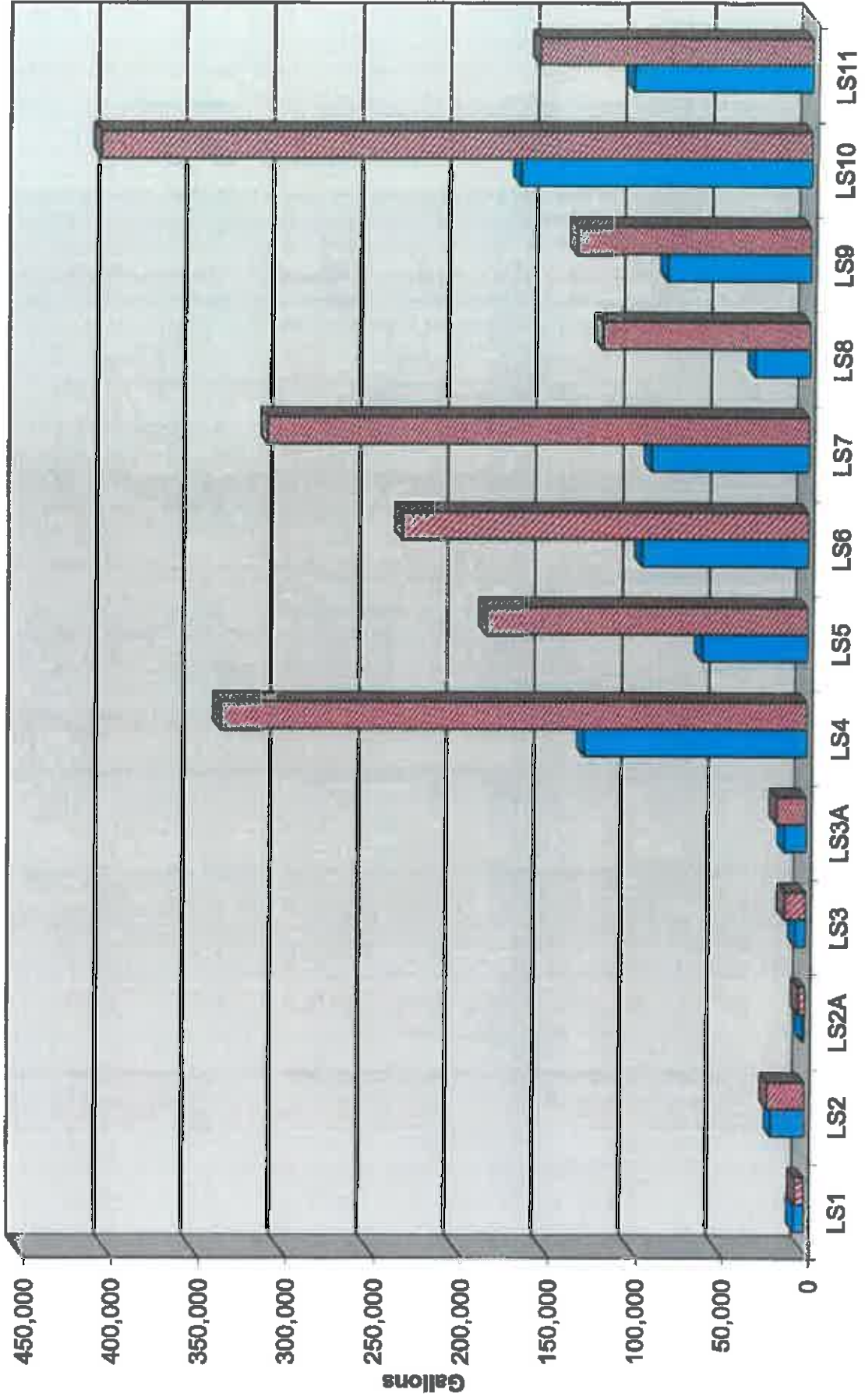
Attachments

Wastewater Flow/Precipitation - October, 2019

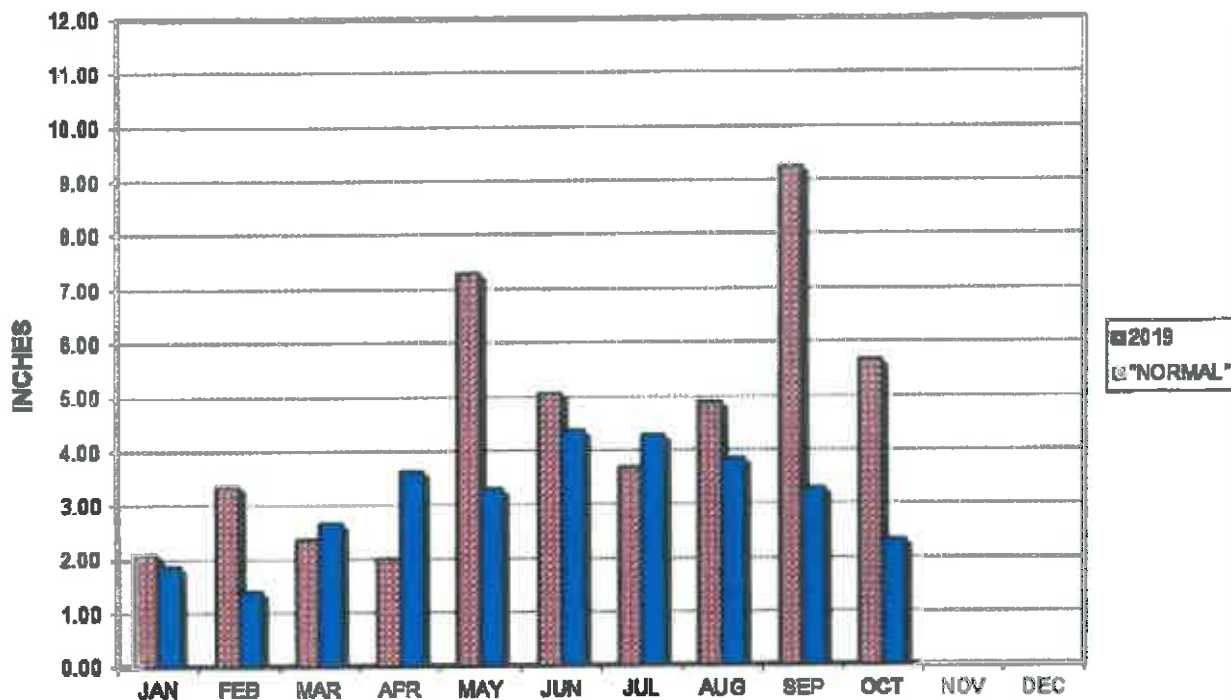


Average Daily Flow/Peak Flow by Area-October, 2019

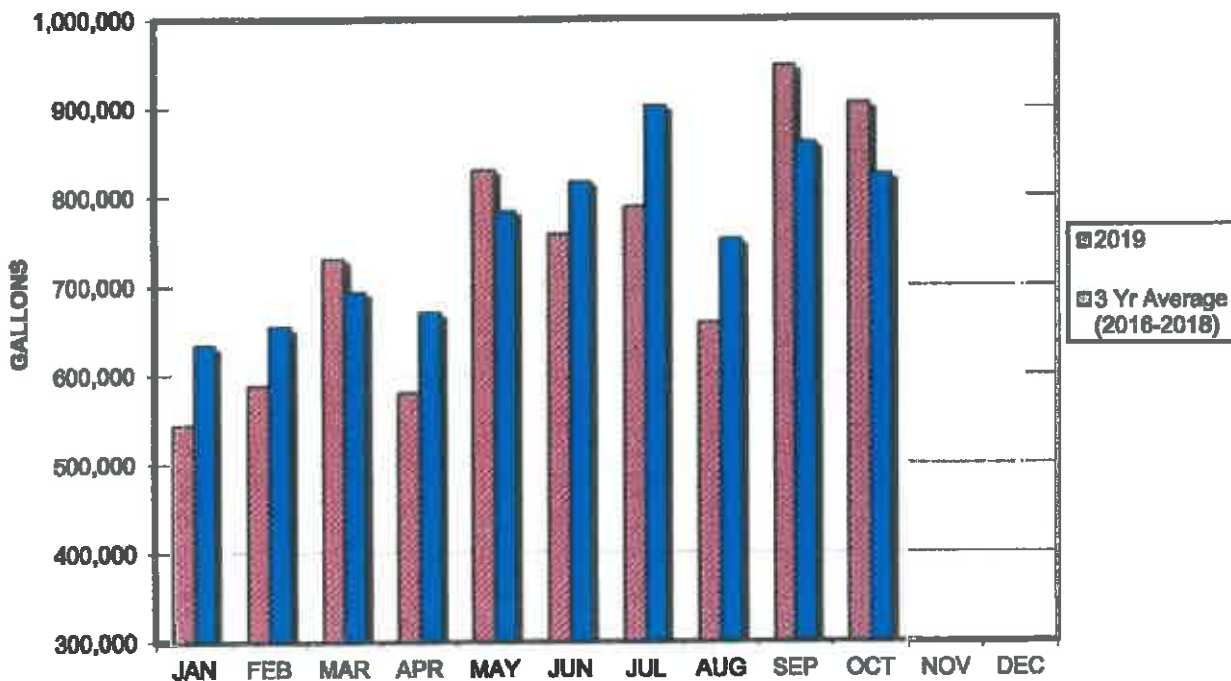
□ Average ▨ Peak



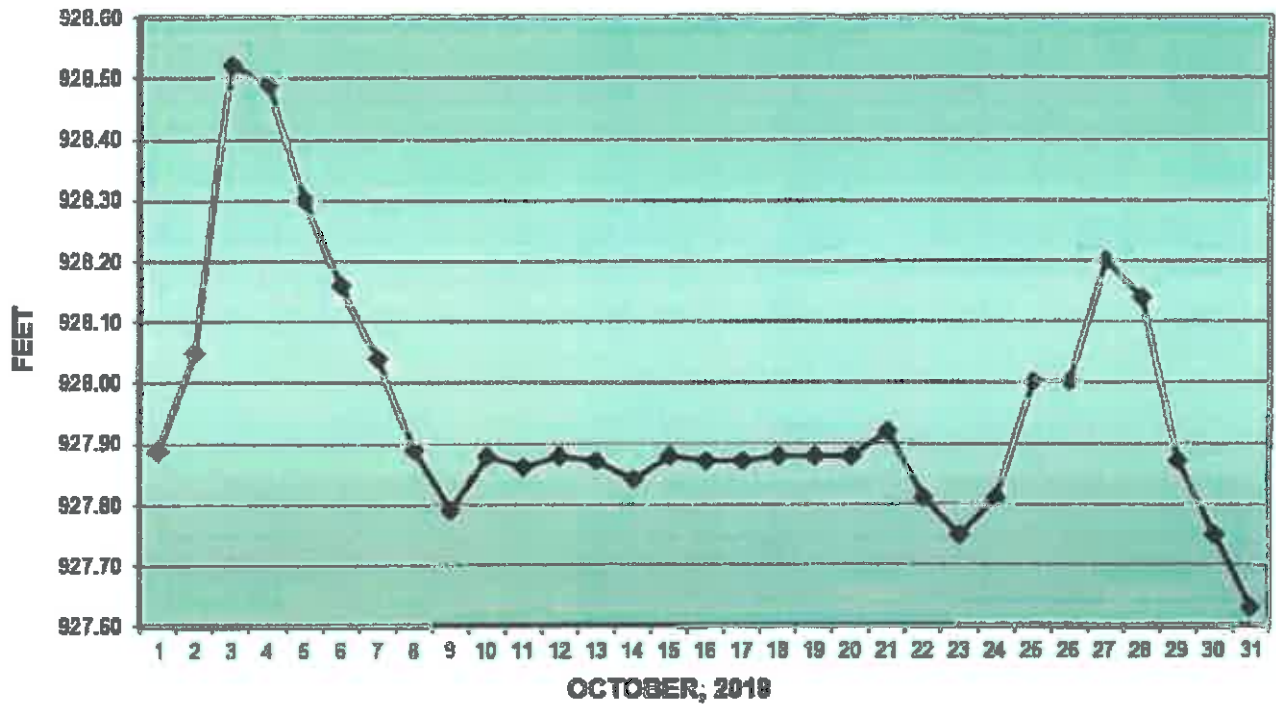
PRECIPITATION - DELAVAN LAKE, WI



AVERAGE WASTEWATER FLOWS



LAKE ELEVATION - DELAVAN LAKE, WI



AVERAGE LAKE ELEVATION - DELAVAN LAKE, WI

